



CHICO AREA RECREATION AND PARK DISTRICT
545 VALLOMBROSA AVENUE, CHICO, CA 95926
Phone (530) 895-4711 Fax (530) 895-4721
Thursday, October 15, 2020 – 6:00 p.m.

Posted Prior to 5:00 pm
Monday, October 12, 2020

REGULAR BOARD OF DIRECTORS MEETING
Thursday, October 15, 2020
Closed Session – 5:30 P.M.
Regular Meeting – 6:00 P.M.

Video Conference for Regular Session
Zoom Meeting

Meeting ID: 998 6039 5139
Passcode: 124621

To access the meeting by phone dial any of the following numbers:

- +1 312 626 6799 US (Chicago)
- +1 929 205 6099 US (New York)
- +1 301 715 8592 US (Germantown)
- +1 346 248 7799 US (Houston)
- +1 669 900 6833 US (San Jose)
- +1 253 215 8782 US (Tacoma)

CORONAVIRUS (COVID-19) ADVISORY

To protect our constituents, District officials requests all members of the public to follow guidance provided by both the California Public Health Department and Butte County Public Health restricting group events and gatherings and maintaining physical distancing. In accordance with this and Governor Gavin Newsom's Executive Order N-25-20, the Regular Board Meeting will be held via Zoom. In-person participation by the public will not be available. Remote public participation is available in the following ways: 1) Video Conference Zoom Meeting, **Meeting ID: 998 6039 5139, Passcode: 124621** 2) Email public comments to jmarciales@chicorec.com by 5:00 pm, Thursday, October 15, 2020. Comments not specific to an agenda item will be read out loud during the public comment section of the Agenda, subject to the customary 3-minute time limitation. If your comment is about a specific agenda item, please note the item in the subject line of your email, and your comment will be read during that specific agenda item. If you have any issues submitting a public comment via email, please contact the District office at 530-895-4711 by the 5:00 p.m. deadline on October 15, 2020 and leave a message; your comment will be read out load at the meeting.



**CLOSED SESSION OF THE CHICO AREA RECREATION
AND PARK DISTRICT BOARD OF DIRECTORS
545 VALLOMBROSA AVENUE, CHICO, CA 95926
Phone (530) 895-4711 Fax (530) 895-4721
Thursday, October 15, 2020 – 5:30 p.m.**

*Posted Prior to 5:00 pm
Monday, October 12, 2020*

AGENDA

1.0 CALL TO ORDER/ROLL CALL

2.0 CLOSED SESSION

- 2.1 Pursuant to Government Code §54957 – Labor Negotiations with SEIU Local 1021, Local 39, Management, and Non-Represented Staff

OPEN SESSION

3.0 ADJOURNMENT

Adjourn to the Regular Meeting of the Board of Directors of the Chico Area Recreation and Park District. If the Board is unable to conclude its discussion of Closed Session items by 6:00 p.m., it will return to Closed Session at the end of this evening's meeting.



CHICO AREA RECREATION AND PARK DISTRICT
545 VALLOMBROSA AVENUE, CHICO, CA 95926
Phone (530) 895-4711 Fax (530) 895-4721
Thursday, October 15, 2020 – 6:00 p.m.

*Posted Prior to 5:00 pm
Monday, October 12, 2020*

BOARD MEMBERS:

Tom Lando, Chair
Thomas Nickell, Vice Chair
Michael Worley
Dave Donnan
Michael McGinnis

CARD STAFF:

Ann Willmann, General Manager
Jason Bougie, Director of Parks and Recreation
Heather Childs, Finance Manager
Jennifer Marciales, Executive Assistant

GENERAL INFORMATION:

1. Agendas:

Agendas are available on our website at <https://www.chicorec.com/board-meetings>.

2. Agenda Items:

Agenda items are available for public inspection. Staff reports and supporting documentation are available on our website at <https://www.chicorec.com/board-meeting>.

3. Items Not Appearing On Posted Agenda:

This agenda was posted at least 72 hours in advance of this meeting. For each item not appearing on the posted agenda upon which the Board wishes to take action, it must make one of the following determinations:

- a. Determine by a majority vote that an emergency exists as defined in Government Code 54956.5.
- b. Determine by a two-thirds vote or by a unanimous vote if less than two-thirds of the Board is present, that the need to take action arose subsequent to the agenda being posted.
- c. Determine that the item appeared on a posted agenda for a meeting occurring not more than five calendar days prior to this meeting, and the item was continued to this meeting.

Notwithstanding the above, items may be added to the agenda for Board discussion only or to acknowledge receipt of correspondence or other information.

4. Consent Agenda: All items listed under the Consent Agenda are considered to be routine and will be enacted by one motion. Resolutions will be read by title only. There will be no separate discussion of these items unless members of the Board, or persons in the audience, request specific items to be removed from the Consent Agenda to the Regular Agenda for separate discussion, prior to the time the Board votes on the motion to adopt the Consent Agenda. If any item(s) are removed from the Consent Agenda, the item(s) will be considered at the beginning of the Regular Agenda.
5. Assistance for the Disabled: If you are disabled in any way and need accommodation to participate in the meeting, please contact the CARD Office at (530) 895-4711 at least 48 hours prior to the start of the meeting so the necessary arrangements can be made.
6. Identity of Speakers: Speakers are asked to state their names before speaking.



**REGULAR MEETING OF THE CHICO AREA
RECREATION AND PARK DISTRICT BOARD OF DIRECTORS
Thursday, October 15, 2020 – 6:00 p.m.**

*Posted Prior to 5:00 pm
Monday, October 12, 2020*

AGENDA

1.0 CALL TO ORDER

- 1.1 Roll Call
- 1.2 Closed Session Announcement

2.0 CORRESPONDENCE

There is no correspondence.

3.0 PUBLIC COMMENTS

NOTE: The Chico Area Recreation and Park District Board of Directors may take official action only on items included in the posted agenda for a specific scheduled meeting. Items addressed during the Public Comment section are generally matters not included on the agenda and therefore, the Board will not take action at this scheduled meeting. However, such items may be put on the agenda for a future meeting. The public shall have the opportunity to address items that are on the posted agenda.

4.0 PRESENTATIONS

- 4.1 Linda Herman, Park and Natural Resources Manager with the City of Chico, will be presenting information to the Board pertaining to waterway testing conducted at Sycamore Pool.

5.0 CONSENT AGENDA

- 5.1 Minutes of the Regular Meeting of the Board of Directors of September 17, 2020
Action Requested – that the Board of Directors approve the minutes as submitted
- 5.2 Monthly Bills and Refund Register - *Action Requested – that the Board of Directors authorize payment of the monthly bills and approve the refund register*
- 5.3 Monthly Financial Report - *Action Requested – that the Board of Directors review and approve the Monthly Financial Report*

6.0 REGULAR AGENDA

- 6.1 Items Removed from the Consent Agenda

7.0 UNFINISHED BUSINESS

- 7.1 District Update (Staff Report 20-33) - General Manager Willmann and Park and Recreation Director Bougie will provide an update to the Board of current projects and District updates, including, but not limited to, Centennial Park, School Time/Afterschool Care, and Sports Skills and Drills - *Information/Possible Action*

7.2 Resolution Approving Application for Competitive Grant Funds for the State Department of Parks and Recreation Prop 68 Funding (Staff Report 20-34) - Action Requested – that the Board of Directors adopt Resolution 20-7 Approving the Application for Statewide Park Development and Community Revitalization Program Grant Funds.

8.0 NEW BUSINESS

There is no new business.

9.0 BOARD OF DIRECTORS' REPORTS/SPECIAL ASSIGNMENTS

9.1 Butte County Special Districts Association/LAFCO

9.2 Other Reports

10.0 DIRECTORS' COMMENTS

Opportunity for the Board to comment on items not listed on the agenda.

11.0 GENERAL MANAGER'S COMMENTS

11.1 General Manager's Update

12.0 STAFF COMMENTS

Opportunity for Staff to comment on items not listed on the agenda.

13.0 ADJOURNMENT

Adjourn to the next meeting of the Board of Directors of the Chico Area Recreation and Park District.



FINANCIAL STATEMENTS

FISCAL YEAR 2020/2021

SEPTEMBER 2020

**CHICO AREA RECREATION AND PARK DISTRICT
 FINANCIAL STATEMENTS - TABLE OF CONTENTS
 SEPTEMBER 2020**

GENERAL FUND - FUND 2490	
BALANCE SHEET	3
EXECUTIVE SUMMARY	6
REVENUE SUMMARY	7
SALARIES AND BENEFITS SUMMARY	8
SERVICES AND SUPPLY EXPENSE SUMMARY	9
PARK IMPACT FEE FUND - FUND 2480	
BALANCE SHEET	10
EXECUTIVE SUMMARY	11
OAK WAY PARK ASSESSMENT DISTRICT - FUND 2495	
BALANCE SHEET	12
EXECUTIVE SUMMARY	13
PETERSON PARK ASSESSMENT DISTRICT - FUND 2497	
BALANCE SHEET	14
EXECUTIVE SUMMARY	15
BARONI PARK ASSESSMENT DISTRICT - FUND 2498	
BALANCE SHEET	16
EXECUTIVE SUMMARY	17
ROTARY FUND - FUND 2486	
BALANCE SHEET	18
EXECUTIVE SUMMARY	19

NOTE: This completes 3 months of the fiscal year and represents 25% of the year.

CHICO AREA RECREATION AND PARK DISTRICT
GENERAL FUND - FUND 2490
BALANCE SHEET
SEPTEMBER 2020

	SEPTEMBER 2020	SEPTEMBER 2019	Increase (Decrease)	
			\$ Change	% Change
ASSETS				
CASH				
* CASH ON DEPOSIT WITH COUNTY (GENERAL FUND)	4,672,612.11	4,841,512.26	(168,900.15)	-3%
CASH ON DEPOSIT WITH COUNTY (COMMUNITY BAND)	1,188.84	822.36	366.48	45%
CASH ON DEPOSIT WITH ROTARY FOUNDATION	500.96	500.96	-	0%
CASH - GOLDEN VALLEY BANK	1,048,390.88	644,429.70	403,961.18	63%
PETTY CASH	800.00	800.00	-	0%
BANK SUSPENSE	377,074.48	123,333.87	253,740.61	206%
SUBTOTAL	6,100,567.27	5,611,399.15	489,168.12	9%
FMV ADJUSTMENT (GENERAL FUND)	-	-	-	0%
RECEIVABLES				
ACCOUNTS RECEIVABLE	77,692.38	1,389,531.62	(1,311,839.24)	-94%
A/R - ONLINE PAYMENT CLEARING	-	-	-	0%
A/R - IN HOUSE CREDIT CARDS	13,525.00	13,525.00	-	0%
INTEREST RECEIVABLE (GENERAL FUND)	-	-	-	0%
RECEIVABLES	91,217.38	1,403,056.62	(1,311,839.24)	-93%
DUE FROM OTHER FUNDS				
DUE TO GENERAL FUND FROM OTHER FUNDS	68,947.35	40,448.28	28,499.07	70%
TOTAL CURRENT ASSETS	6,260,732.00	7,054,904.05	(794,172.05)	-11%
PREPAID PENSION CONTRIBUTION	153,011.16	183,613.39	(30,602.23)	-17%
PREPAID EXPENSES	-	-	-	0%
FIXED ASSETS				
LAND	11,634,790.52	11,634,790.52	-	0%
LAND IMPROVEMENTS	25,665,063.75	25,373,368.01	291,695.74	1%
LEASEHOLD IMPROVEMENTS	1,098,162.52	1,098,162.52	-	0%
EQUIPMENT	1,033,827.06	998,744.62	35,082.44	4%
EQUIPMENT - COMPUTERS	276,499.35	276,499.35	-	0%
EQUIPMENT - AUTOS	388,660.40	388,660.40	-	0%
CONSTRUCTION IN PROGRESS	45,713.36	79,562.58	(33,849.22)	-43%
SUBTOTAL	40,142,716.96	39,849,788.00	292,928.96	1%
ACCUMULATED DEPRECIATION	(14,871,584.88)	(14,012,977.08)	(858,607.80)	6%
SUBTOTAL	25,271,132.08	25,836,810.92	(565,678.84)	-2%
TOTAL ASSETS	31,684,875.24	33,075,328.36	(1,390,453.12)	-4%
TOTAL DEFERRED OUTFLOWS OF RESOURCES - GASB 68	951,958.00	951,958.00	-	0%

CHICO AREA RECREATION AND PARK DISTRICT
GENERAL FUND - FUND 2490
BALANCE SHEET
SEPTEMBER 2020

	SEPTEMBER 2020	SEPTEMBER 2019	Increase (Decrease)	
			\$ Change	% Change
LIABILITIES				
ACCOUNTS PAYABLE	34,560.89	63,947.06	(29,386.17)	-46%
ACCRUED EXPENSES				
ACCRUED PAYROLL	-	-	-	0%
PAYROLL FEDERAL TAXES	345.34	345.37	(0.03)	0%
PAYROLL STATE TAXES	(355.52)	(350.02)	(5.50)	2%
PAYROLL EMPLOYEE MEDI & FICA	42.86	(27.08)	69.94	-258%
PAYROLL EMPLOYER MEDI & FICA LIAB	(97.19)	(27.25)	(69.94)	257%
PAYROLL SDI	(24.08)	(29.58)	5.50	-19%
LONG TERM CARE PAY DEDUCTIONS	-	-	-	0%
PAYROLL GARNISHMENTS	226.38	(168.20)	394.58	-235%
UNION DUES - SUPERVISORS	93.61	93.61	-	0%
UNION DUES - PARKS	-	-	-	0%
CALPERS 2% AT 62	-	3,785.26	(3,785.26)	0%
457 EMPLOYEE CONTRIBUTIONS	5,572.00	5,902.00	(330.00)	-6%
EMPLOYEE MEDICAL WITHHOLDINGS	(1,530.84)	1,514.33	(3,045.17)	-201%
VOUCHERS PAYABLE ACCRUAL	-	-	-	0%
ACCRUED INTEREST EXPENSE (GENERAL FUND)	-	-	-	0%
ACCRUED EXPENSES	4,272.56	11,038.44	(6,765.88)	-61%
DUE TO OTHER FUNDS				
DUE TO OTHER FUNDS FROM GENERAL FUND	-	-	-	0%
OTHER LIABILITIES				
BANK CHARGE CLEARING ACCOUNT	(219,691.61)	(117,473.83)	(102,217.78)	87%
DEFERRED REVENUE	318,725.06	1,662,929.66	(1,344,204.60)	-81%
OTHER LIAB - CLASS CLEARING ACCT	4,901.70	(370.30)	5,272.00	-1424%
UNEARNED REVENUE	6,048.82	4,988.82	1,060.00	21%
PREPAID FACILITY TRANSFER	-	-	-	0%
SECURITY DEPOSITS	23,100.00	15,450.00	7,650.00	50%
SECURITY HOLDING ACCT - CLASS	4,668.11	-	4,668.11	0%
SUBTOTAL	137,752.08	1,565,524.35	(1,427,772.27)	-91%
TOTAL CURRENT LIABILITIES	176,585.53	1,640,509.85	(1,463,924.32)	-89%
LONG-TERM DEBT				
NET PENSION LIABILITY	2,053,235.00	2,053,235.00	-	0%
LIABILITY FOR COMPENSATED ABSENCES	225,315.02	180,726.93	44,588.09	25%
SUBTOTAL	2,278,550.02	2,233,961.93	44,588.09	2%
TOTAL LIABILITIES	2,455,135.55	3,874,471.78	(1,419,336.23)	-37%
TOTAL DEFERRED INFLOWS OF RESOURCES - GASB 68	155,654.00	155,654.00	-	0%

CHICO AREA RECREATION AND PARK DISTRICT
GENERAL FUND - FUND 2490
BALANCE SHEET
SEPTEMBER 2020

FUND BALANCE	SEPTEMBER 2020	SEPTEMBER 2019	Increase (Decrease)	
			\$ Change	% Change
SPENDABLE - COMMITTED				
SPENDABLE - COMMITTED - PETTY CASH	1,500.00	1,500.00	-	0%
SPENDABLE - COMMITTED - GENERAL RESERVE	1,900,000.00	1,200,000.00	700,000.00	58%
SUBTOTAL	1,901,500.00	1,201,500.00	700,000.00	58%
SPENDABLE - ASSIGNED				
SPENDABLE - ASSIGNED - CAPITAL OUTLAY	50,000.00	50,000.00	-	0%
SPENDABLE - ASSIGNED - LONG TERM DEBT	-	-	-	0%
SPENDABLE - ASSIGNED - ELECTION COSTS	45,000.00	45,000.00	-	0%
SPENDABLE - ASSIGNED - PENSION LIABILITY	700,000.00	700,000.00	-	0%
SPENDABLE - ASSIGNED - FUNDED DEPRECIATION	390,500.00	390,500.00	-	0%
SUBTOTAL	1,185,500.00	1,185,500.00	-	0%
SPENDABLE - UNASSIGNED	1,847,024.21	2,236,868.51	(389,844.30)	-17%
NON-SPENDABLE	26,219,719.05	26,219,719.05	-	0%
TOTAL FUND BALANCE - GENERAL FUND	31,153,743.26	30,843,587.56	310,155.70	1%
NET INCOME (LOSS)				
GENERAL FUND	(1,127,699.57)	(730,745.12)	(396,954.45)	54%
TOTAL NET INCOME (LOSS)	(1,127,699.57)	(730,745.12)	(396,954.45)	54%
TOTAL FUND BALANCE	30,026,043.69	30,112,842.44	(86,798.75)	0%

FOOTNOTES:

* General Fund Cash amount includes \$3,087,000 in Reserves

CHICO AREA RECREATION AND PARK DISTRICT
EXECUTIVE SUMMARY
GENERAL FUND - FUND 2490
SEPTEMBER 2020
REPRESENTS 25% OF THE YEAR

	2020-2021 BUDGET	JULY 2020	AUGUST 2020	SEPTEMBER 2020	MONTH % OF BUDGET	2020-2021 YTD	2020-2021 % BUDGET	Remaining Budget	2019-2020 BUDGET	SEPTEMBER 2019	2019-2020 YTD	2019-2020 % BUDGET	DIFF. BY YEAR
REVENUE													
FEE BASED PROGRAM INCOME	4,011,988	225,276	120,611	201,301	5.6%	547,189	13.8%	3,464,799	4,112,655	281,509	1,273,195	31.0%	(726,007)
OTHER INCOME	318,640	86,471	1,580	5,340	27.1%	93,391	29.3%	225,249	550,988	58,811	194,336	35.3%	(100,945)
ROA PASSTHROUGH	1,350,000	-	-	-	0.0%	-	0.0%	1,350,000	1,250,000	-	-	0.0%	-
INVESTMENT INCOME	40,000	-	-	-	0.0%	-	0.0%	40,000	70,000	-	-	0.0%	-
TAX INCOME / COUNTY	3,396,500	-	-	-	0.0%	-	0.0%	3,396,500	3,249,000	-	-	0.0%	-
BACKFILL TAX INCOME	-	-	-	-	0.0%	-	0.0%	-	-	-	-	0.0%	-
TOTAL REVENUE	9,117,128	311,747	122,191	206,642	3.4%	640,560	7.0%	8,476,548	9,232,643	340,320	1,467,531	15.9%	(826,952)
OPERATING EXPENDITURES													
SALARIES AND BENEFITS	6,523,949	447,015	357,363	316,441	6.9%	1,120,819	17.2%	5,403,130	6,357,852	461,054	1,535,237	24.1%	(414,419)
SERVICES AND SUPPLIES	2,211,132	260,635	103,191	97,590	11.8%	461,416	20.9%	1,749,716	2,259,348	237,071	611,229	27.1%	(149,813)
OPERATING TRANSFER OUT	84,447	-	-	-	-	-	-	84,447	-	-	-	-	-
CONTRIB. TO OTHER AGENCIES	15,000	9,298	-	-	62.0%	9,298	62.0%	5,702	15,000	-	13,425	89.5%	(4,126)
CONTINGENCIES	25,000	-	-	-	0.0%	-	0.0%	25,000	25,000	-	-	0.0%	-
NOTES PAYABLE / LEASE PAYMENTS	1,000	-	-	-	0.0%	-	0.0%	1,000	81,681	-	-	0.0%	-
TOTAL OPERATING EXPENDITURES	8,860,528	716,948	460,554	414,031	8.1%	1,591,533	18.0%	7,184,548	8,738,881	698,125	2,159,891	24.7%	(568,358)
NET REVENUE BEFORE SPEC. EXP.	256,600	(405,201)	(338,363)	(207,389)	-157.9%	(950,954)	-370.6%	1,207,554	493,762	(357,805)	(692,360)	-140.2%	(258,594)
SPECIALY ALLOCATED ITEMS													
CAPITAL / REPAIR PROJECTS	1,981,500	35,424	1,380	-	1.9%	36,804	1.9%	1,944,696	1,205,000	-	12,000	1.0%	24,804
CAPITAL PROJECT REIMBURSEMENT	1,500,000	(1,414)	-	-	-0.1%	(1,414)	-0.1%	1,501,414	-	-	-	0.0%	(1,414)
NET CAPITAL PROJECTS	481,500	36,838	1,380	-	7.7%	38,218	7.9%	443,282	1,205,000	-	12,000	1.0%	23,389
DEPRECIATION	-	-	-	-	#DIV/0!	-	0.0%	-	-	-	-	0.0%	-
FAIR MARKET VALUE ADJUSTMENT	-	138,528	-	-	#DIV/0!	138,528	0.0%	-	-	-	26,385	0.0%	112,143
TOTAL SPECIALY ALLOCATED	481,500	175,366	1,380	-	36.4%	176,746	36.7%	3,889,392	1,205,000	-	38,385	3.2%	112,143
TOTAL REVENUE OVER (UNDER) EXPENDITURES	(224,900)	(580,567)	(339,743)	(207,389)	258.1%	(1,127,700)		16,868,650	(711,238)	(357,805)	(730,745)		(394,126)

CHICO AREA RECREATION AND PARK DISTRICT
 REVENUE SUMMARY
 GENERAL FUND - FUND 2490
 SEPTEMBER 2020
 REPRESENTS 25% OF THE YEAR

	2020-2021 BUDGET	JULY 2020	AUGUST 2020	SEPTEMBER 2020	2020-2021 YTD	2020-2021 % BUDGET	Remaining Budget	2019-2020 BUDGET	SEPTEMBER 2019	2019-2020 YTD	2019-2020 % BUDGET	DIFF. BY YEAR
FEE BASED PROGRAM INCOME												
AFTER SCHOOL & CAMP PROGRAMS												
AFTERSCHOOL	2,800,642	(380,00)	38,011.94	163,301.51	200,933	7.2%	2,599,709	2,140,775	172,235	609,781	28.5%	(408,848)
CAMPS	303,205	103,137	34,288	3,351	140,776	46.4%	162,429	386,230	362	231,390	59.9%	(90,614)
SUBTOTAL	3,103,847	102,757	72,300	166,653	341,710	11.0%	2,762,137	2,527,005	172,596	841,171	33.3%	(499,461)
AQUATICS	150,487	54,969	18,885	20,482	94,337	62.7%	55,150	168,350	13,017	105,298	62.5%	(10,962)
CLASSES												
GENERAL CLASSES	60,000	1,633	859	2,043	4,736	7.9%	55,264	75,000	12,119	17,891	23.9%	(13,156)
COMMUNITY BAND	1,125	12	-	-	12	1.1%	1,113	1,500	44	72	4.8%	(60)
SENIOR ADULT CLASSES	24,000	2,120	2,408	1,892	6,420	26.8%	17,580	45,000	4,712	11,201	24.9%	(4,781)
YOUTH CLASSES	43,500	-	-	-	-	0.0%	43,500	101,300	8,650	21,062	20.8%	(21,062)
SUBTOTAL	128,625	3,965	3,267	3,935	11,168	8.7%	62,193	222,800	25,523	50,226	22.5%	(39,058)
ADULT SPORTS												
VOLLEYBALL & DODGEBALL	31,749	(1,269)	-	-	(1,269)	-4.0%	33,018	40,000	5,905	10,862	27.2%	(12,131)
BASKETBALL	26,131	-	-	-	-	0.0%	26,131	30,000	1,759	3,521	11.7%	(3,521)
SOFTBALL	109,794	(11,899)	-	-	(11,899)	-10.8%	121,693	154,200	18,269	51,613	33.5%	(63,512)
SOFTBALL TOURNEYS	-	-	-	-	-	0.0%	-	-	-	-	0.0%	-
SOCCER	48,045	(4,796)	-	-	(4,796)	-10.0%	52,841	60,000	5,728	18,929	31.5%	(23,724)
SUBTOTAL	215,719	(17,964)	-	-	(17,964)	-8.3%	233,683	284,200	31,661	84,924	29.9%	(102,888)
NATURE CENTER												
PROGRAM FEE INCOME	163,960	49,049	23,180	6,209	78,438	47.8%	85,522	311,900	5,149	104,193	33.4%	(25,756)
GRANT FUNDING	-	-	-	-	-	0.0%	-	318,600	-	-	0.0%	-
SUBTOTAL	163,960	49,049	23,180	6,209	78,438	47.8%	85,522	630,500	5,149	104,193	16.5%	(25,756)
OTHER PROGRAMS												
SCHOLARSHIPS	(15,000)	(1,657)	(404)	(63)	(2,124)	14.2%	-	(20,000)	(808)	(5,549)	27.7%	3,425
CO-SPONSORED & MISCELLANEOUS	7,500	-	10	-	10	0.1%	7,490	15,000	795	744	5.0%	(734)
SPECIAL EVENTS	7,350	-	-	-	-	0.0%	7,350	9,300	40	40	0.4%	(40)
SENIOR ADULT PROGRAMS	14,500	250	-	40	290	2.0%	14,210	51,000	1,576	8,430	16.5%	(8,140)
YOUTH SPORTS	235,000	33,806	3,373	4,046	41,325	17.6%	193,675	224,500	31,961	83,718	37.3%	(42,392)
SUBTOTAL	249,350	32,499	2,979	4,023	39,501	15.8%	222,725	279,800	33,564	87,382	31.2%	(47,881)
TOTAL FEE BASED PROGRAMS	4,011,988	225,276	120,511	201,301	547,189	13.6%	3,477,675	4,112,655	281,509	1,273,195	31.0%	(726,007)
OTHER INCOME												
FACILITY RENTAL INCOME	222,250	7,481	(4,197)	2,627	5,911	2.7%	216,339	425,550	38,443	75,976	17.9%	(70,065)
REBATES & REIMBURSED COSTS	30,000	42,375	3,199	2,783	48,357	161.2%	1,350,000	35,000	17,249	111,751	319.3%	(63,394)
REIMBURSEMENTS - CITY PARKS	51,380	29,401	-	-	29,401	57.2%	21,989	63,438	-	-	0.0%	27,987
MISCELLANEOUS	4,000	7,214	45	15	7,274	181.8%	7,405	10,000	3,170	3,797	38.0%	3,477
ENDOWMENTS	10,000	2,595	2,595	-	2,595	25.9%	7,405	11,000	11,000	11,000	100.0%	2,595
DONATIONS	1,000	-	(62)	(84)	(146)	-14.6%	1,146	6,000	(51)	2,813	46.9%	(2,959)
TOTAL OTHER INCOME	318,640	86,471	1,580	5,340	93,391	29.3%	246,880	550,988	58,811	194,336	35.3%	(102,359)
REVENUE FROM OTHER AGENCIES												
RDA PASST-HROUGH	1,350,000	-	-	-	-	0.0%	1,350,000	1,250,000	-	-	0.0%	-
INVESTMENT INCOME	40,000	-	-	-	-	0.0%	40,000	70,000	-	-	0.0%	-
TAX INCOME / COUNTY	3,396,500	-	-	-	-	0.0%	3,396,500	3,249,000	-	-	0.0%	-
BACKLILL TAX INCOME	1,500,000	-	-	-	-	0.0%	1,500,000	1,500,000	-	-	0.0%	-
REIMBURSEMENT - CAPITAL PROJECTS	4,786,500	(1,414)	-	-	(1,414)	0.0%	4,786,500	4,569,000	-	-	0.0%	-
TOTAL REVENUE FROM OTHER AGENCIES	10,617,128	310,333	122,191	206,642	639,165	6.0%	8,511,055	9,232,643	340,320	1,467,531	15.9%	(828,366)
TOTAL REVENUE												

CHICO AREA RECREATION AND PARK DISTRICT
SALARIES AND BENEFITS SUMMARY
GENERAL FUND - FUND 2490
SEPTEMBER 2020
REPRESENTS 25% OF THE YEAR

	2020-2021 BUDGET	JULY 2020	AUGUST 2020	SEPTEMBER 2020	2020-2021 YTD	2020-2021 % BUDGET	2019-2020 BUDGET	SEPTEMBER 2019	2019-2020 YTD	2019-2020 % BUDGET	DIFF. BY YEAR
SALARIES											
FULL-TIME SALARIES	2,289,000	147,706	170,856.56	172,731.77	491,294	21.5%	2,316,000	175,611	527,026	22.8%	(35,732)
PART-TIME SALARIES	2,559,743	136,128	123,428.09	81,448.64	338,765	13.2%	2,629,750	193,090	602,964	22.9%	(276,650)
ACCUMULATED LEAVE	41,000	-	-	-	-	0.0%	36,000	-	-	0.0%	-
INSTRUCTORS	78,005	1,372	392.00	1,685.60	5,690	7.3%	108,735	4,869	11,915	11.0%	6,225
SUBTOTAL	4,967,748	285,206	294,676.65	255,866.01	835,749	16.8%	5,090,485	373,569	1,141,905	22.4%	(306,156)
BENEFITS											
FICA	394,000	21,314	21,722.36	18,813.41	61,850	15.7%	384,000	27,867	85,668	22.3%	(23,818)
RETIREMENT	536,000	33,457	33,738.03	34,044.08	101,239	18.9%	535,000	36,829	98,513	18.4%	2,726
RETIREMENT - GASB 68	-	-	-	-	-	0.0%	-	-	-	0.0%	-
HEALTH INSURANCE	377,500	22,871	24,660.63	25,152.63	72,684	19.3%	372,500	29,584	110,781	29.7%	(38,097)
COBRA	-	-	-	-	-	0.0%	-	-	-	0.0%	-
UNEMPLOYMENT INSURANCE	300,000	-	-	-	-	0.0%	35,000	-	-	0.0%	-
WORKERS COMP INSURANCE	117,000	101,601	-	-	101,601	86.8%	142,000	9,966	148,654	104.7%	(47,053)
ALLOCATION TO OTHER FUNDS	(168,299)	(17,435)	(17,434.84)	(17,434.84)	(52,305)	31.1%	(201,133)	(16,761)	(50,283)	25.0%	(2,021)
SUBTOTAL	1,556,201	161,809	62,686.18	60,575.28	285,070	18.3%	1,267,367	87,485	393,333	31.0%	(108,263)
TOTAL SALARIES AND BENEFITS	6,523,949	447,015	357,362.83	316,441.29	1,120,819	17.2%	6,357,852	461,054	1,535,237	24.1%	(414,419)

CHICO AREA RECREATION AND PARK DISTRICT
 SERVICES AND SUPPLIES SUMMARY
 GENERAL FUND - FUND 2490
 SEPTEMBER 2020
 REPRESENTS 26% OF THE YEAR

	2020-2021 BUDGET	JULY 2020	AUGUST 2020	SEPTEMBER 2020	2020-2021 YTD	2020-2021 % BUDGET	Remaining Budget	2019-2020 BUDGET	SEPTEMBER 2019	2019-2020 YTD	2019-2020 % BUDGET	DIFF. BY YEAR
SERVICES AND SUPPLIES												
ADVERTISING	10,000	-	-	-	-	0.0%	10,000	35,000	1,487	3,016	8.6%	(3,016)
AGRICULTURE	38,643	-	-	50	50	0.1%	38,593	35,320	7,773	7,773	22.0%	(7,773)
CLOTHING	7,000	21	174	111	306	4.4%	6,694	7,000	219	2,175	31.1%	(1,859)
COMMUNICATIONS	52,175	4,560	3,100	4,291	11,971	22.9%	40,204	53,575	6,844	13,036	24.3%	(1,066)
HOUSEHOLD SUPPLIES	46,600	2,912	2,041	2,168	7,121	15.3%	39,479	42,900	3,661	11,813	27.5%	(4,692)
WORK SERVICE SUPPLIES	2,050	-	58	20	78	3.8%	1,972	2,050	-	-	0.0%	78
INSURANCE	140,000	138,258	-	-	138,258	98.8%	1,742	105,000	-	100,483	95.7%	37,776
TECHNOLOGY EQUIPMENT	15,000	28	26	28	54	0.4%	14,946	8,000	455	746	9.3%	(692)
EQUIPMENT REPAIRS	20,300	1,651	1,663	420	3,754	18.5%	16,546	18,000	595	4,350	24.2%	(596)
HOUSEHOLD EQUIPMENT	-	-	-	500	500	0.0%	-	-	-	-	0.0%	500
FIELD EQUIPMENT	250	-	-	93	93	37.3%	157	1,750	-	-	0.0%	-
PROGRAM EQUIPMENT	-	-	-	-	-	0.0%	-	-	10	37	0.0%	(37)
VEHICLE MAINTENANCE	12,500	268	705	776	1,749	14.0%	10,751	12,500	719	3,208	25.7%	(1,459)
POOL SUPPLIES	15,000	489	2,506	161	3,156	21.0%	11,844	13,400	335	5,537	41.3%	(2,381)
POOL EQUIPMENT	4,000	-	-	82	82	2.0%	3,918	4,000	830	830	20.7%	(748)
STRUCTURE & GROUNDS	83,050	7,675	2,888	3,263	13,826	16.6%	69,224	76,750	8,135	20,009	26.1%	(6,183)
SHOP SUPPLIES	6,350	765	250	199	1,213	19.1%	5,137	6,000	370	862	14.7%	331
VANDALISM	4,950	-	34	-	34	0.7%	4,916	4,250	20	417	9.8%	(382)
MEDICAL FIRST AID	3,650	160	-	134	294	8.1%	3,356	3,650	152	562	16.0%	(288)
MEMBERSHIP/PERIODICALS	24,000	395	1,146	125	1,666	6.9%	22,334	19,500	814	2,774	14.2%	(1,108)
OFFICE SUPPLIES	18,000	217	363	73	654	3.6%	17,346	25,000	1,055	4,316	17.3%	(3,662)
CONTRACT SERVICES	935,120	61,058	35,873	50,229	147,159	15.7%	787,961	1,012,170	79,646	230,881	22.8%	(83,722)
PUBS/LEGAL NOTICES	22,000	-	-	282	282	1.3%	21,718	22,000	80	415	1.9%	(133)
RENT/LEASE EQUIPMENT	5,400	(172)	-	-	(172)	-3.2%	5,572	5,400	-	772	14.3%	(945)
RENT/LEASE STRUCTURES	2,000	-	500	-	1,000	50.0%	1,000	2,000	-	-	0.0%	1,000
SMALL TOOLS	3,550	-	-	-	-	0.0%	3,550	3,500	84	285	8.1%	(265)
EDUCATION & TRAINING	9,000	-	-	-	-	0.0%	9,000	4,000	480	805	20.1%	(805)
DISTRICT OFFICE SPECIAL EXP	9,000	1,173	2,527	318	4,018	44.6%	4,982	9,000	382	575	6.4%	3,442
PROGRAM SUPPLIES	231,876	1,627	487	667	2,782	1.2%	229,094	242,668	29,555	44,730	18.4%	(41,949)
DISTRICT OFFICE MEETING EXP	5,000	-	-	-	-	0.0%	5,000	5,000	24	91	1.8%	(91)
MILEAGE	40,000	331	2,188	2,226	4,744	11.9%	35,256	40,000	3,528	7,943	19.9%	(3,199)
PROGRAM TRANSPORTATION	3,300	-	-	-	-	0.0%	3,300	1,900	-	2,041	107.4%	(2,041)
DIST OFFICE BOARD MTG EXP	10,000	550	550	600	1,700	17.0%	8,300	10,000	450	2,400	24.0%	(700)
USE TAX	1,500	-	-	-	-	0.0%	1,500	1,500	-	-	0.0%	-
CONFERENCES	15,000	-	-	-	-	0.0%	15,000	25,000	1,297	8,487	33.9%	(8,487)
SUBTOTAL	1,796,264	221,958	57,099	67,316	346,373	19.3%	1,450,391	1,857,783	148,174	481,411	25.9%	(135,131)
UTILITIES												
WATER	95,400	10,225	15,273	4,623	30,121	31.6%	65,279	78,715	21,225	30,442	38.7%	(320)
ELECTRICITY	255,218	26,845	29,625	24,268	80,737	31.6%	174,481	264,600	65,485	95,524	36.1%	(14,787)
GAS	57,850	1,151	367	574	2,111	3.6%	55,739	52,350	1,274	2,534	4.8%	(423)
SEWER	6,400	457	808	808	2,073	32.4%	4,327	5,900	913	1,318	22.3%	755
SUBTOTAL	414,868	38,677	46,092	30,273	115,043	27.7%	299,825	401,565	86,897	129,818	32.3%	(14,776)
TOTAL SERVICE & SUPPLY	2,211,132	260,635	103,191	97,590	461,416	20.9%	1,750,216	2,259,348	237,071	611,229	27.1%	(149,906)

CHICO AREA RECREATION AND PARK DISTRICT
 PARK IMPACT FEE FUND - FUND 2480
 BALANCE SHEET
 SEPTEMBER 2020

	SEPTEMBER 2020	SEPTEMBER 2019	Increase (Decrease)	
			\$ Change	% Change
ASSETS				
CASH				
CASH ON DEPOSIT WITH COUNTY (PARK FUND)	280,781.78	220,028.68	60,753.10	28%
SUBTOTAL	280,781.78	220,028.68	60,753.10	28%
FMV ADJUSTMENT (PARK FUND)	-	-	-	0%
RECEIVABLES				
ACCOUNTS RECEIVABLE	9,500.00	-	9,500.00	0%
INTEREST RECEIVABLE (PARK FUND)	-	-	-	0%
RECEIVABLES	9,500.00	-	9,500.00	0%
DUE FROM OTHER FUNDS				
DUE TO PARK FUND FROM OTHER FUNDS	-	-	-	0%
TOTAL CURRENT ASSETS	290,281.78	220,028.68	70,253.10	32%
TOTAL ASSETS	290,281.78	220,028.68	70,253.10	32%
LIABILITIES				
ACCOUNTS PAYABLE				
ACCOUNTS PAYABLE	-	-	-	0%
ACCRUED EXPENSES				
ACCRUED INTEREST EXPENSE (PARK FUND)	-	-	-	0%
ACCRUED EXPENSES	-	-	-	0%
DUE TO OTHER FUNDS				
DUE TO GENERAL FUND FROM PARK FUND	-	-	-	0%
TOTAL CURRENT LIABILITIES	-	-	-	0%
TOTAL LIABILITIES	-	-	-	0%
FUND BALANCE				
FUND BALANCE - PARK FUND	283,851.62	118,834.67	165,016.95	139%
NET INCOME (LOSS)				
PARK FUND	6,430.16	13,418.80	(6,988.64)	-52%
TOTAL FUND BALANCE	290,281.78	132,253.47	158,028.31	119%

FOOTNOTES:

CHICO AREA RECREATION AND PARK DISTRICT
 EXECUTIVE SUMMARY OF REVENUES AND EXPENDITURES
 PARK IMPACT FEE FUND - FUND 2480
 SEPTEMBER 2020
 REPRESENTS 25% OF THE YEAR

	2020-2021 BUDGET	JULY 2020	AUGUST 2020	SEPTEMBER 2020	2020-2021 YTD	2020-2021 % BUDGET	Remaining Budget	2019-2020 BUDGET	SEPTEMBER 2019	2019-2020 YTD	2019-2020 % BUDGET	DIFF. BY YEAR
INCOME												
PARK IMPACT FEES	70,000	2,375.00	7,125.00	2,375.00	11,875.00	17.0%	58,125.00	80,000	4,750.00	14,250.00	17.8%	(2,375.00)
INTEREST INCOME	700	-	-	-	-	0.0%	700.00	1,500	-	-	0.0%	-
FAIR MARKET VALUE ADJUSTMENT	-	(5,444.84)	-	-	(5,444.84)	0.0%	5,444.84	-	-	(831.20)	0.0%	(4,613.64)
TOTAL INCOME	70,700	(3,069.84)	7,125.00	2,375.00	6,430.16	9.1%	64,269.84	81,500	4,750.00	13,418.80	16.5%	(6,988.64)
NOTES PAYABLE / LEASE PYMTS												
	-	-	-	-	-	0.0%	-	80,935	-	-	0.0%	-
TOTAL INCOME OVER (UNDER) EXPENDITURES	70,700	(3,069.84)	7,125.00	2,375.00	6,430.16			565	4,750.00	13,418.80		(6,988.64)

CHICO AREA RECREATION AND PARK DISTRICT
OAK WAY PARK FUND - FUND 2495
BALANCE SHEET
SEPTEMBER 2020

	SEPTEMBER 2020	SEPTEMBER 2019	Increase (Decrease)	
			\$ Change	% Change
ASSETS				
CASH				
CASH ON DEPOSIT WITH COUNTY (OAK WAY)	76.59	162	(85.75)	0%
SUBTOTAL	76.59	162	(85.75)	0%
FMV ADJUSTMENT (OAK WAY)	-	-	-	0%
RECEIVABLES				
ACCOUNTS RECEIVABLE	-	-	-	0%
INTEREST RECEIVABLE (OAK WAY)	-	-	-	0%
RECEIVABLES	-	-	-	0%
DUE FROM OTHER FUNDS				
DUE TO OAK WAY PARK FUND FROM OTHER FUNDS	-	-	-	0%
TOTAL CURRENT ASSETS	76.59	162.34	(85.75)	-53%
TOTAL ASSETS	76.59	162.34	(85.75)	-53%
LIABILITIES				
ACCOUNTS PAYABLE				
ACCOUNTS PAYABLE	-	-	-	0%
ACCRUED EXPENSES				
VOUCHERS PAYABLE ACCRUAL	-	-	-	0%
ACCRUED EXPENSES	-	-	-	0%
DUE TO OTHER FUNDS				
DUE TO OTHER FUNDS	22,237.21	15,306.69	6,930.52	45%
TOTAL CURRENT LIABILITIES	22,237.21	15,306.69	6,930.52	45%
TOTAL LIABILITIES	22,237.21	15,306.69	6,930.52	45%
FUND BALANCE				
FUND BALANCE - OAK WAY	76.59	1,404.90	(1,328.31)	-95%
NET INCOME (LOSS)				
OAK WAY NET INCOME (LOSS)	(22,237.21)	(21,613.62)	(623.59)	3%
TOTAL FUND BALANCE	(22,160.62)	(20,208.72)	(1,951.90)	10%

FOOTNOTES:

CHICO AREA RECREATION AND PARK DISTRICT
 EXECUTIVE SUMMARY OF REVENUES AND EXPENDITURES
 OAK WAY PARK FUND - FUND 2495
 SEPTEMBER 2020
 REPRESENTS 25% OF THE YEAR

	2020-2021 BUDGET	JULY 2020	AUGUST 2020	SEPTEMBER 2020	2020-2021 YTD	2020-2021 % BUDGET	Remaining Budget	2019-2020 BUDGET	SEPTEMBER 2019	2019-2020 YTD	2019-2020 % BUDGET	DIFF. BY YEAR
INCOME												
ASSESSMENTS	23,752	-	-	-	-	0.0%	23,752.00	23,164	-	-	0.0%	-
INTEREST	-	-	-	-	-	0.0%	-	300	-	-	0.0%	-
OPERATING TRANSFER IN	60,184	-	-	-	-	0.0%	60,184.00	-	-	-	0.0%	-
FAIR MARKET VALUE ADJUSTMENT	-	-	-	-	-	0.0%	-	-	-	-	0.0%	-
TOTAL INCOME	83,936	-	-	-	-	0.0%	83,936.00	23,464	-	-	0.0%	-
OPERATING EXPENDITURES												
SALARIES AND BENEFITS	63,689	5,307.36	5,307.36	5,307.36	15,922.08	25.0%	47,766.92	61,227	5,102.23	15,306.69	25.0%	6,15.39
SERVICES AND SUPPLIES	1,800	-	-	-	-	0.0%	1,800.00	1,800	1,274.83	1,274.83	70.8%	(1,274.83)
AGRICULTURE	2,500	356.20	254.14	-	610.34	24.4%	1,889.66	2,500	374.85	855.17	34.2%	(244.83)
HOUSEHOLD SUPPLIES	4,000	755.11	324.37	168.54	1,248.02	31.2%	2,751.98	4,500	23.15	587.22	13.0%	660.80
STRUCTURES & GROUNDS	100	-	-	-	-	0.0%	100.00	-	-	-	0.0%	-
VANDALISM	500	-	-	-	-	0.0%	500.00	-	-	-	0.0%	-
EQUIPMENT RENTS	6,847	290.33	2,450.74	290.33	3,031.40	44.3%	3,815.60	6,600	572.42	3,257.57	49.4%	(226.17)
CONTRACT SERVICES	1,500	97.05	101.39	103.57	302.01	20.1%	1,197.99	1,500	221.43	332.14	22.1%	(30.13)
WATER	3,000	1,123.36	-	-	1,123.36	37.4%	1,876.64	3,300	-	-	0.0%	1,123.36
ELECTRIC												
SUBTOTAL	20,247	2,622.05	3,130.64	562.44	6,315.13	31.2%	13,931.87	20,200	2,466.68	6,306.93	31.2%	8.20
TOTAL OPERATING EXPENDITURES	83,936	7,929.41	8,438.00	5,869.80	22,237.21	26.5%	61,698.79	81,427	7,568.91	21,613.62	26.5%	623.59
TOTAL INCOME OVER (UNDER) EXPENDITURES	-	(7,929.41)	(8,438.00)	(5,869.80)	(22,237.21)			(57,963)	(7,568.91)	(21,613.62)		(623.59)

CHICO AREA RECREATION AND PARK DISTRICT
 PETERSON PARK FUND - FUND 2497
 BALANCE SHEET
 SEPTEMBER 2020

ASSETS	SEPTEMBER 2020	SEPTEMBER 2019	Increase (Decrease)	
			\$ Change	% Change
CASH				
CASH ON DEPOSIT WITH COUNTY (PETERSON PARK)	140.59	263.37	(122.78)	0.0%
SUBTOTAL	140.59	263.37	(122.78)	0.0%
FMV ADJUSTMENT (PETERSON PARK)	-	-	-	0.0%
RECEIVABLES				
ACCOUNTS RECEIVABLE	-	-	-	0.0%
INTEREST RECEIVABLE (PETERSON PARK)	-	-	-	0.0%
RECEIVABLES	-	-	-	0.0%
DUE FROM OTHER FUNDS				
DUE TO PETERSON PARK FUND FROM OTHER FUNDS	-	-	-	0.0%
TOTAL CURRENT ASSETS	140.59	263.37	(122.78)	-46.6%
PREPAID EXPENSES	-	-	-	0.0%
TOTAL ASSETS	140.59	263.37	(122.78)	-46.6%
LIABILITIES				
ACCOUNTS PAYABLE	-	-	-	0.0%
ACCRUED EXPENSES				
VOUCHERS PAYABLE ACCRUAL	-	-	-	0%
ACCRUED EXPENSES	-	-	-	0%
DUE TO OTHER FUNDS				
DUE TO OTHER FUNDS FROM PETERSON PARK FUND	22,221.11	9,834.90	12,386.21	125.9%
TOTAL CURRENT LIABILITIES	22,221.11	9,834.90	12,386.21	125.9%
TOTAL LIABILITIES	22,221.11	9,834.90	12,386.21	125.9%
FUND BALANCE				
FUND BALANCE - PETERSON PARK	140.59	1,012.75	(872.16)	-86.1%
NET INCOME (LOSS)				
PETERSON PARK NET INCOME (LOSS)	(22,221.11)	(19,928.85)	(2,292.26)	11.5%
TOTAL FUND BALANCE	(22,080.52)	(18,916.10)	(3,164.42)	16.7%

FOOTNOTES:

CHICO AREA RECREATION AND PARK DISTRICT
EXECUTIVE SUMMARY OF REVENUES AND EXPENDITURES
PETERSON PARK FUND - FUND 2497
SEPTEMBER 2020
REPRESENTS 25% OF THE YEAR

	2020-2021 BUDGET	JULY 2020	AUGUST 2020	SEPTEMBER 2020	2020-2021 YTD	2020-2021 % BUDGET	Remaining Budget	2019-2020 BUDGET	SEPTEMBER 2019	2019-2020 YTD	2019-2020 % BUDGET	DIFF. BY YEAR
INCOME												
ASSESSMENTS	42,490	-	-	-	-	0.0%	42,490.00	42,490	-	-	0.0%	-
INTEREST	-	-	-	-	-	0.0%	-	400	-	-	0.0%	-
OPERATING TRANSFER IN	24,263	-	-	-	-	0.0%	24,263.00	-	-	-	0.0%	-
FAIR MARKET VALUE ADJUSTMENT	-	-	-	-	-	0.0%	-	-	-	-	0.0%	-
TOTAL INCOME	66,753	-	-	-	-	0.0%	66,753.00	42,890	-	-	0.0%	-
OPERATING EXPENDITURES												
SALARIES AND BENEFITS	40,921	3,410.06	3,410.06	3,410.06	10,230.18	25.0%	30,690.82	39,340	3,278.30	9,834.90	25.0%	395.28
SERVICES AND SUPPLIES												
AGRICULTURE	1,850	-	-	-	-	0.0%	1,850.00	1,850	392.85	392.85	21.2%	(392.85)
HOUSEHOLD SUPPLIES	-	-	-	-	-	0.0%	-	-	-	-	0.0%	-
STRUCTURES & GROUNDS	2,500	1,143.36	-	-	1,143.36	45.7%	1,356.64	2,500	-	-	0.0%	1,143.36
VANDALISM	-	-	-	-	-	0.0%	-	100	-	-	0.0%	-
EQUIPMENT RENTS	-	-	-	-	-	0.0%	-	-	-	-	0.0%	-
SMALL TOOLS	-	-	-	-	-	0.0%	-	-	-	-	0.0%	-
CONTRACT SERVICES	4,182	-	2,450.75	-	2,450.75	58.6%	1,731.25	4,000	-	2,398.94	60.0%	51.81
WATER	17,000	3,012.56	5,342.08	-	8,354.64	49.1%	8,645.36	17,000	5,731.22	7,258.99	42.7%	1,095.65
ELECTRIC	300	12.88	14.55	14.75	42.18	14.1%	257.82	300	28.75	43.17	14.4%	(0.99)
SUBTOTAL	25,832	4,168.80	7,807.38	14.75	11,990.93	46.4%	13,841.07	25,750	6,152.82	10,093.95	39.2%	1,896.98
OPERATING EXPENDITURES	66,753	7,578.86	11,217.44	3,424.81	22,221.11	33.3%	44,531.89	65,090	9,431.12	19,928.85	30.6%	2,292.26
TOTAL INCOME OVER (UNDER) EXPENDITURES	-	(7,578.86)	(11,217.44)	(3,424.81)	(22,221.11)			(22,200)		(9,431.12)		(2,292.26)

CHICO AREA RECREATION AND PARK DISTRICT
 BARONI PARK FUND - FUND 2498
 BALANCE SHEET
 SEPTEMBER 2020

	SEPTEMBER 2020	SEPTEMBER 2019	Increase (Decrease)	
			\$ Change	% Change
ASSETS				
CASH				
CASH ON DEPOSIT WITH COUNTY (BARONI PARK)	75,970.04	68,779.86	7,190.18	10%
SUBTOTAL	75,970.04	68,779.86	7,190.18	10%
FMV ADJUSTMENT (BARONI PARK)	-	-	-	0%
RECEIVABLES				
ACCOUNTS RECEIVABLE	-	-	-	0%
INTEREST RECEIVABLE (BARONI PARK)	-	-	-	0%
RECEIVABLES	-	-	-	0%
DUE FROM OTHER FUNDS				
DUE TO BARONI PARK FUND FROM OTHER FUNDS	-	-	-	0%
TOTAL CURRENT ASSETS	75,970.04	68,779.86	7,190.18	10%
PREPAID EXPENSES	-	-	-	0%
TOTAL ASSETS	75,970.04	68,779.86	7,190.18	10%
LIABILITIES				
ACCOUNTS PAYABLE	-	-	-	0%
ACCRUED EXPENSES				
VOUCHERS PAYABLE ACCRUAL	-	-	-	0%
ACCRUED EXPENSES	-	-	-	0%
DUE TO OTHER FUNDS				
DUE TO OTHER FUNDS FROM BARONI PARK FUND	24,489.03	15,306.69	9,182.34	60%
TOTAL CURRENT LIABILITIES	24,489.03	15,306.69	9,182.34	60%
TOTAL LIABILITIES	24,489.03	15,306.69	9,182.34	60%
FUND BALANCE				
FUND BALANCE - BARONI PARK	77,530.64	63,352.73	14,177.91	22%
NET INCOME (LOSS)				
BARONI PARK NET INCOME (LOSS)	(26,049.63)	(23,377.27)	(2,672.36)	11%
TOTAL FUND BALANCE	51,481.01	39,975.46	11,505.55	29%

FOOTNOTES:

CHICO AREA RECREATION AND PARK DISTRICT
EXECUTIVE SUMMARY OF REVENUES AND EXPENDITURES
BARONI PARK FUND - FUND 2498
SEPTEMBER 2020
REPRESENTS 25% OF THE YEAR

	2020-2021 BUDGET	JULY 2020	AUGUST 2020	SEPTEMBER 2020	2020-2021 YTD	2020-2021 % BUDGET	Remaining Budget	2019-2020 BUDGET	SEPTEMBER 2019	2019-2020 YTD	2019-2020 % BUDGET	DIFF. BY YEAR
INCOME												
ASSESSMENTS	85,689	-	-	-	-	0.0%	85,689.00	83,227	-	-	0.0%	-
INTEREST	300	-	-	-	-	0.0%	300.00	1,000	-	-	0.0%	-
OPERATING TRANSFER IN	-	-	-	-	-	0.0%	-	-	-	-	0.0%	-
FAIR MARKET VALUE ADJUSTMENT	-	(1,560.60)	-	-	(1,560.60)	0.0%	1,560.60	-	-	(283.06)	0.0%	(1,277.54)
TOTAL INCOME	85,989	(1,560.60)	-	-	(1,560.60)	-1.8%	87,549.60	84,227	-	(283.06)	-0.3%	(1,277.54)
OPERATING EXPENDITURES												
SALARIES AND BENEFITS	63,689	5,307.36	5,307.36	5,307.36	15,922.08	25.0%	47,766.92	61,227	5,102.23	15,306.69	25.0%	615.39
SERVICES AND SUPPLIES												
AGRICULTURE	1,100	-	-	-	-	0.0%	1,100.00	1,100	195.07	195.07	17.7%	(195.07)
HOUSEHOLD SUPPLIES	-	-	-	-	-	0.0%	-	-	-	-	0.0%	-
STRUCTURES & GROUNDS	1,500	1,116.04	263.83	236.70	1,616.57	107.8%	-	1,500	164.55	673.87	44.9%	942.70
VANDALISM	100	-	-	-	-	0.0%	100.00	100	-	-	0.0%	-
EQUIPMENT RENTS	-	-	-	-	-	0.0%	-	-	-	-	0.0%	-
CONTRACT SERVICES	4,100	2,450.75	2,450.75	-	2,450.75	59.8%	1,649.25	4,100	-	2,398.95	58.5%	51.80
WATER	10,000	1,943.29	1,573.18	983.16	4,499.63	45.0%	5,500.37	10,000	3,034.97	4,519.63	45.2%	(20.00)
ELECTRIC	200	-	-	-	-	0.0%	200.00	200	-	-	0.0%	-
SUBTOTAL	17,000	3,059.33	4,287.76	1,219.86	8,566.95	50.4%	8,549.62	17,000	3,394.59	7,787.52	45.8%	779.43
TOTAL OPERATING EXPENDITURES	80,689	8,366.69	9,595.12	6,527.22	24,489.03	30.3%	56,316.54	78,227	8,496.82	23,094.21	29.5%	1,394.82
TOTAL INCOME OVER (UNDER) EXPENDITURES	5,300	(9,927.29)	(9,595.12)	(6,527.22)	(26,049.63)			5,000	(8,496.82)	(23,377.27)		(2,672.36)

CHICO AREA RECREATION AND PARK DISTRICT
 ROTARY FUND - FUND 2486
 BALANCE SHEET
 SEPTEMBER 2020

	SEPTEMBER 2020	SEPTEMBER 2019	Increase (Decrease)	
			\$ Change	% Change
ASSETS				
CASH				
CASH ON DEPOSIT WITH COUNTY (ROTARY)	16,534.52	16,534.52	-	0%
SUBTOTAL	16,534.52	16,534.52	-	0%
FMV ADJUSTMENT (ROTARY FUND)	-	-	-	0%
RECEIVABLES				
ACCOUNTS RECEIVABLE	-	-	-	0%
RECEIVABLES	-	-	-	0%
DUE FROM OTHER FUNDS				
DUE TO ROTARY FUND FROM OTHER FUNDS	-	-	-	0%
TOTAL CURRENT ASSETS	16,534.52	16,534.52	-	0%
PREPAID EXPENSES	-	-	-	0%
TOTAL ASSETS	16,534.52	16,534.52	-	0%
LIABILITIES				
ACCOUNTS PAYABLE	-	-	-	0%
DUE TO OTHER FUNDS				
DUE TO OTHER FUNDS FROM ROTARY FUND	-	-	-	0%
TOTAL CURRENT LIABILITIES	-	-	-	0%
TOTAL LIABILITIES	-	-	-	0%
FUND BALANCE				
FUND BALANCE - ROTARY FUND	16,534.52	16,534.52	-	0%
NET INCOME (LOSS)				
ROTARY FUND NET INCOME (LOSS)	-	-	-	0%
TOTAL FUND BALANCE	16,534.52	16,534.52	-	0%

FOOTNOTES:

CHICO AREA RECREATION AND PARK DISTRICT
 EXECUTIVE SUMMARY OF REVENUES AND EXPENDITURES
 ROTARY FUND - FUND 2486
 SEPTEMBER 2020
 REPRESENTS 25% OF THE YEAR

	2020-2021 BUDGET	JULY 2020	AUGUST 2020	SEPTEMBER 2020	2020-2021 YTD	2020-2021 % BUDGET	Remaining Budget	2019-2020 BUDGET	SEPTEMBER 2019	2019-2020 YTD	2019-2020 % BUDGET	DIFF. BY YEAR
INCOME												
MISCELLANEOUS REVENUE	-	-	-	-	-	0.0%	-	-	-	-	0.0%	-
FAIR MARKET VALUE ADJUSTMENT	-	(342.10)	-	-	(342.10)	0.0%	342.10	-	-	-	0.0%	(342.10)
TOTAL INCOME	-	(342.10)	-	-	(342.10)	0.0%	342.10	-	-	-	0.0%	(342.10)
SERVICES & SUPPLIES												
	-	-	-	-	-	0.0%	-	-	-	-	0.0%	-
TOTAL INCOME OVER (UNDER) EXPENDITURES	-	(342.10)	-	-	(342.10)			-	-	-		(342.10)

CHICO AREA RECREATION AND PARK DISTRICT
PROGRAM SUMMARY 2020-2021
SEPTEMBER 2020
Month 3 and 25% of the Year

DESCRIPTION	2020-2021 Budget	September 2020	2020-2021 YTD	2020-2021 % of Budget	Remaining Budget	2019-2020 Budget	September 2019	2019-2020 YTD	2019-2020 % of Budget	Difference by Year
AFTERSCHOOL										
INCOME	2,800,642.00	163,301.51	200,933.45	7%	2,599,708.55	2,140,775.00	172,234.50	609,781.17	28%	(408,847.72)
INCOME	-	-	-	0%	-	-	-	-	0%	-
PROGRAM SUPPLIES	(94,991.00)	(608.67)	(1,371.96)	1%	(93,619.04)	(68,248.00)	(5,841.83)	(7,535.77)	11%	6,163.81
CONTRACT SERVICES	(2,000.00)	-	-	0%	(2,000.00)	(2,000.00)	-	(60.00)	3%	60.00
PART-TIME WAGES	(1,519,984.00)	(49,598.14)	(63,660.73)	4%	(1,456,303.27)	(1,093,866.70)	(101,188.94)	(152,094.75)	14%	88,414.02
TOTAL AFTERSCHOOL	1,183,667.00	113,094.70	135,880.76	11%	1,047,786.24	976,660.30	65,203.73	450,090.65	46%	(314,209.89)
CAMPS										
INCOME	309,205.00	3,351.00	140,776.49	46%	168,428.51	392,530.00	121.74	231,444.24	59%	(90,667.75)
PROGRAM SUPPLIES	(14,410.00)	-	(1,204.07)	8%	(13,205.93)	(20,750.00)	(696.16)	(6,414.72)	31%	5,210.65
PROGRAM TRANSPORTATION	(3,300.00)	-	-	0%	(3,300.00)	(1,500.00)	-	(2,041.25)	136%	2,041.25
CONTRACT SERVICES	(53,000.00)	(2,418.00)	(21,690.25)	41%	(31,309.75)	(58,500.00)	-	(40,173.41)	69%	18,483.16
PART-TIME WAGES	(103,373.00)	1,248.00	(60,894.53)	59%	(42,478.47)	(128,708.00)	(180.36)	(64,747.42)	50%	3,852.89
INSTRUCTOR WAGES	(18,200.00)	(1,248.00)	(1,248.00)	7%	(16,952.00)	(33,000.00)	-	-	0%	(1,248.00)
TOTAL CAMPS	116,922.00	933.00	55,739.64	48%	61,182.36	150,072.00	(754.78)	118,067.44	79%	(62,327.80)
AQUATICS										
INCOME	150,487.00	19,062.00	94,336.61	63%	56,150.39	168,350.00	13,016.82	105,298.19	63%	(10,961.58)
PROGRAM SUPPLIES	(4,850.00)	-	(3.49)	0%	(4,846.51)	(7,200.00)	(318.28)	(1,545.98)	21%	1,542.49
CLOTHING	-	-	-	0%	-	-	-	-	0%	-
CONTRACT SERVICES	(6,780.00)	-	-	0%	(6,780.00)	(6,000.00)	-	-	0%	-
INSTRUCTOR WAGES	(128,660.00)	(3,718.95)	(76,121.27)	59%	(52,538.73)	(138,500.00)	(4,266.38)	(82,824.92)	60%	6,703.65
PART-TIME WAGES	-	-	-	0%	-	-	-	-	0%	-
TOTAL AQUATICS	10,197.00	15,343.05	18,211.85	179%	(8,014.85)	16,650.00	8,432.16	20,927.29	126%	(2,715.44)
CLASSES										
INCOME	98,625.00	2,043.35	4,747.61	5%	93,877.39	171,500.00	21,051.97	38,971.19	23%	(34,223.58)
ADVERTISING	-	-	-	0%	-	-	-	-	0%	-
PROGRAM SUPPLIES	(1,975.00)	-	-	0%	(1,975.00)	(5,150.00)	(763.98)	(810.67)	16%	810.67
CLOTHING	-	-	-	0%	-	-	-	-	0%	-
CONTRACT SERVICES	(19,875.00)	-	(16.80)	0%	(19,858.20)	(26,500.00)	(807.80)	(1,217.30)	5%	1,200.50
PART-TIME WAGES	-	-	-	0%	-	(35,000.00)	(2,726.25)	(6,584.25)	19%	6,584.25
INSTRUCTOR WAGES	(38,525.00)	(950.60)	(2,240.15)	6%	(36,284.85)	(52,500.00)	(4,203.00)	(7,476.30)	14%	5,236.15
TOTAL CLASSES	38,250.00	1,092.75	2,490.66	7%	35,759.34	52,350.00	12,550.94	22,882.67	44%	(20,392.01)
ADULT SPORTS										
INCOME	215,719.00	-	(17,963.79)	-8%	233,682.79	284,200.00	31,660.56	84,924.44	30%	(102,886.23)
PROGRAM SUPPLIES	(16,850.00)	(30.08)	(96.00)	1%	(16,754.00)	(21,720.00)	(5,037.94)	(5,073.22)	23%	4,977.22
PROGRAM TRANSPORTATION	-	-	-	0%	-	-	-	-	0%	-
CLOTHING	-	-	-	0%	-	-	-	-	0%	-
CONTRACT SERVICES	(37,329.00)	-	-	0%	(37,329.00)	(4,800.00)	-	-	0%	-
PART-TIME WAGES	(79,115.00)	-	-	0%	(37,329.00)	(34,880.00)	(3,536.57)	(10,778.37)	31%	10,778.37
OFFICIALS WAGES	-	-	-	0%	(79,115.00)	(85,720.00)	(9,126.00)	(23,318.00)	27%	23,318.00
TOTAL ADULT SPORTS	82,425.00	(30.08)	(18,059.79)	-22%	100,484.79	137,080.00	13,960.05	45,754.85	33%	(63,814.64)

CHICO AREA RECREATION AND PARK DISTRICT
PROGRAM SUMMARY 2020-2021
SEPTEMBER 2020
Month 3 and 25% of the Year

DESCRIPTION	2020-2021 Budget	September 2020	2020-2021 YTD	2020-2021 % of Budget	Remaining Budget	2019-2020 Budget	September 2019	2019-2020 YTD	2019-2020 % of Budget	Difference by Year
YOUTH SPORTS										
INCOME	235,000.00	4,045.80	41,325.14	18%	193,674.86	224,500.00	31,960.91	83,717.51	37%	(42,392.37)
PROGRAM SUPPLIES	(34,600.00)	(28.66)	(89.14)	0%	(34,510.86)	(29,150.00)	(9,982.66)	(11,517.16)	40%	11,428.02
PROGRAM TRANSPORTATION	-	-	-	0%	-	(400.00)	-	-	0%	-
CLOTHING	-	-	-	0%	-	-	-	-	0%	-
CONTRACT SERVICES	-	-	-	0%	-	-	-	-	0%	-
PART-TIME WAGES	(130,650.00)	(847.89)	(24,181.16)	19%	(106,468.84)	(105,000.00)	(7,215.70)	(31,138.90)	30%	6,957.74
OFFICIALS WAGES	-	-	-	0%	-	-	-	-	0%	-
TOTAL YOUTH SPORTS	69,750.00	3,169.25	17,054.84	24%	52,695.16	89,950.00	14,762.55	41,061.45	46%	(24,006.61)
SENIOR PROGRAMS										
INCOME	38,500.00	1,932.00	6,710.00	17%	31,790.00	96,000.00	6,287.45	19,630.61	20%	(12,920.61)
PROGRAM SUPPLIES	(2,950.00)	-	-	0%	(2,950.00)	(5,100.00)	(271.69)	(463.92)	9%	463.92
PROGRAM TRANSPORTATION	-	-	-	0%	-	-	-	-	0%	-
CONTRACT SERVICES	(13,500.00)	-	-	0%	(13,500.00)	(25,500.00)	(1,230.00)	(5,640.75)	22%	5,640.75
PART-TIME WAGES	(1,200.00)	-	-	0%	(1,200.00)	(21,700.00)	(1,171.50)	(2,900.89)	13%	2,900.89
INSTRUCTOR WAGES	(14,500.00)	(1,685.60)	(3,449.60)	24%	(11,050.40)	(21,500.00)	(666.00)	(4,438.80)	21%	989.20
TOTAL SENIOR PROGRAMS	6,350.00	246.40	3,260.40	51%	3,089.60	22,200.00	2,948.26	6,186.25	28%	(2,925.85)
SPECIAL EVENTS										
INCOME	7,350.00	-	-	0%	7,350.00	9,300.00	40.00	40.00	0%	(40.00)
PROGRAM SUPPLIES	(5,850.00)	-	-	0%	(5,850.00)	(7,100.00)	-	(1,235.71)	17%	1,235.71
MILEAGE	-	-	-	0%	-	-	-	-	0%	-
CONTRACT SERVICES	(3,000.00)	-	-	0%	(3,000.00)	(3,200.00)	-	-	0%	-
PART-TIME WAGES	-	-	-	0%	-	(450.00)	-	-	0%	-
TOTAL SPECIAL EVENTS	(1,500.00)	-	-	0%	(1,500.00)	(1,450.00)	40.00	(1,195.71)	82%	1,195.71
NATURE CENTER										
INCOME	163,960.00	6,208.80	78,437.52	48%	85,522.48	322,100.00	5,148.78	104,193.40	32%	(25,755.88)
FACILITY RENTALS	-	-	375.00	0%	(375.00)	3,500.00	375.00	562.00	16%	(187.00)
FUNDRAISING (DONATIONS)	1,000.00	-	50.00	5%	950.00	5,000.00	10.00	1,617.00	32%	(1,567.00)
GRANT FUNDING	-	-	-	0%	-	-	-	-	0%	-
ENDOWMENT	10,000.00	-	2,594.82	26%	7,405.18	11,000.00	-	-	0%	2,594.82
FULL-TIME WAGES	(98,763.00)	(5,241.25)	(42,432.55)	43%	(56,330.45)	(157,320.00)	(3,137.62)	(47,095.81)	30%	4,663.26
FICA	-	-	-	0%	-	-	-	-	0%	-
RETIREMENT	-	-	-	0%	-	-	-	-	0%	-
MEDICAL	-	-	-	0%	-	-	(309.92)	(929.76)	0%	929.76
WC INSURANCE	-	-	-	0%	-	-	-	(2,182.46)	0%	2,182.46
CLOTHING	-	-	-	0%	-	-	-	-	0%	-
STAFF TRAINING	-	-	-	0%	-	-	-	-	0%	-
ADVERTISING	-	-	-	0%	-	-	-	-	0%	-
COPYING	-	-	-	0%	-	-	-	-	0%	-
EQUIPMENT/SOFTWARE	-	-	-	0%	-	-	-	-	0%	-
CONTRACT SERVICES	-	(157.10)	(314.20)	0%	314.20	(6,500.00)	(242.00)	(1,344.00)	21%	1,029.80
PROGRAM SUPPLIES	(12,400.00)	-	(17.03)	0%	(12,382.97)	(31,500.00)	(3,510.50)	(5,434.35)	17%	5,417.32
MILEAGE	-	-	-	0%	-	-	-	-	0%	-
RENT	-	-	-	0%	-	-	-	-	0%	-
PROPERTY & LIABILITY INSUR	-	-	-	0%	-	-	-	-	0%	-
TOTAL NATURE CENTER	63,797.00	810.45	38,693.56	61%	25,103.44	146,280.00	(1,666.26)	49,386.02	34%	(10,692.46)

CHICO AREA RECREATION AND PARK DISTRICT
PROGRAM SUMMARY 2020-2021
SEPTEMBER 2020
Month 3 and 25% of the Year

DESCRIPTION	2020-2021 Budget	September 2020	2020-2021 YTD	2020-2021 % of Budget	Remaining Budget	2019-2020 Budget	September 2019	2019-2020 YTD	2019-2020 % of Budget	Difference by Year
FACILITY RENTAL										
INCOME	222,250.00	(5,648.12)	5,535.56	2%	216,714.44	422,050.00	38,068.25	75,413.55	18%	(69,877.99)
PROGRAM SUPPLIES	(5,500.00)	-	-	0%	(5,500.00)	(8,000.00)	(172.62)	(317.55)	4%	317.55
CONTRACT SERVICES	(5,750.00)	-	-	0%	(5,750.00)	(10,750.00)	-	(430.50)	4%	430.50
PART-TIME WAGES	(24,000.00)	-	(65.65)	0%	(23,934.35)	(49,000.00)	(2,283.00)	(6,069.00)	12%	6,003.35
TOTAL FACILITY RENTAL	187,000.00	(5,648.12)	5,469.91	3%	181,530.09	354,300.00	35,612.63	68,596.50	19%	(63,126.59)
RECREATION - MISC. & ADMIN										
INCOME	(7,500.00)	(63.18)	(2,114.43)	28%	(5,385.57)	(5,000.00)	(13.29)	(4,805.47)	96%	2,691.04
PUBLICATIONS/LEGAL NOTICE	(22,000.00)	(281.99)	(281.99)	1%	(21,718.01)	(22,000.00)	(80.00)	(415.00)	2%	133.01
CONFERENCES	-	229.00	-	0%	-	-	(659.19)	(659.19)	0%	659.19
MILEAGE	-	-	-	0%	-	-	-	-	0%	-
OFFICE SUPPLIES	-	-	-	0%	-	-	-	-	0%	-
CLOTHING	-	-	-	0%	-	-	-	-	0%	-
AC/OVERTIME	(10,000.00)	-	-	0%	(10,000.00)	(10,000.00)	-	-	0%	-
PART-TIME WAGES	-	(2,696.85)	(12,624.30)	0%	12,624.30	(251,000.00)	(20,951.34)	(60,638.18)	24%	48,013.88
FULL TIME WAGES	(580,000.00)	(39,839.89)	(114,985.37)	20%	(465,014.63)	(534,000.00)	(41,154.37)	(119,192.04)	22%	4,206.67
TOTAL RECREATION - MISC. & ADMIN	(619,500.00)	(42,652.91)	(130,006.09)	21%	(489,493.91)	(822,000.00)	(62,858.19)	(185,709.88)	23%	55,703.79
TOTAL PROGRAM SUMMARY	1,137,358.00	86,358.49	128,735.74	11%	1,008,622.26	1,122,092.30	88,231.09	636,047.53	57%	(507,311.79)
					(0.00)					

**CHICO AREA RECREATION AND PARK DISTRICT
BOARD PROGRAM SUMMARY 2020-2021**

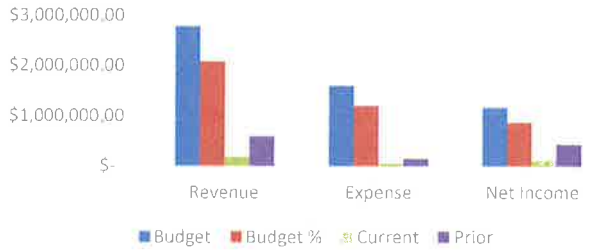
**September 2020
25% of the Year**

AFTERSCHOOL

We are at 7% of Budgeted Revenues and 4% of Budgeted Expenses. Our Net Income is \$314,209.89 less than this time last year. In the Prior Year, half of the School District Contract Revenue was recorded in July.

	BUDGET	CURRENT YTD	PRIOR YTD
REVENUE	\$ 2,800,642.00	\$ 200,933.45	\$ 609,781.17
EXPENSES	\$ 1,616,975.00	\$ 65,052.69	\$ 159,690.52

AFTERSCHOOL



CAMPS

We are at 46% of Budgeted Revenues and 44% of Budgeted Expenses. CAMPS are seasonal. The majority run June-August. The rest are during school breaks in December/January and March. Our Net Income is currently \$62,324.94 less than this time last year.

	BUDGET	CURRENT YTD	PRIOR YTD
REVENUE	\$ 309,205.00	\$ 140,776.49	\$ 231,390.24
EXPENSES	\$ 192,283.00	\$ 85,036.85	\$ 113,325.66

CAMPS



AQUATICS

We are at 63% of Budgeted Revenues and 54% of Budgeted Expenses. Our Net Income is currently \$2,715.44 less than this time last year.

	BUDGET	CURRENT YTD	PRIOR YTD
REVENUE	\$ 150,487.00	\$ 94,336.61	\$ 105,298.19
EXPENSES	\$ 140,290.00	\$ 76,124.76	\$ 84,370.90

AQUATICS

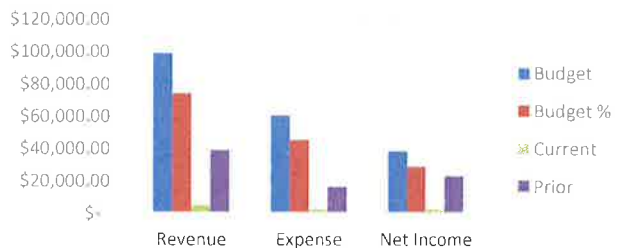


CLASSES

We are at 5% of Budgeted Revenues and 4% of Budgeted Expenses. We have various classes that run throughout the year. Our Net Income is currently \$20,392.01 less than this time last year.

	BUDGET	CURRENT YTD	PRIOR YTD
REVENUE	\$ 98,625.00	\$ 4,747.61	\$ 38,971.19
EXPENSES	\$ 60,375.00	\$ 76,124.76	\$ 16,088.52

CLASSES



**CHICO AREA RECREATION AND PARK DISTRICT
BOARD PROGRAM SUMMARY 2020-2021**

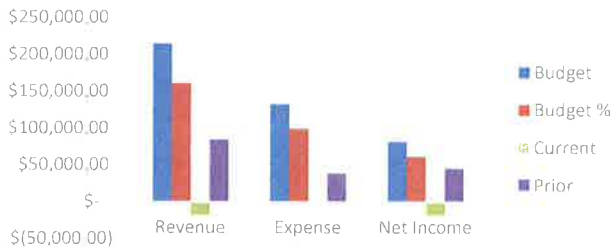
**September 2020
25% of the Year**

ADULT SPORTS

We are at -8% of Budgeted Revenues and 0% of Budgeted Expenses. Our Net Income is \$63,814.64 less than this time last year.

	BUDGET	CURRENT YTD	PRIOR YTD
REVENUE	\$ 215,719.00	\$ (17,963.79)	\$ 84,924.44
EXPENSES	\$ 133,294.00	\$ 96.00	\$ 39,169.59

ADULT SPORTS

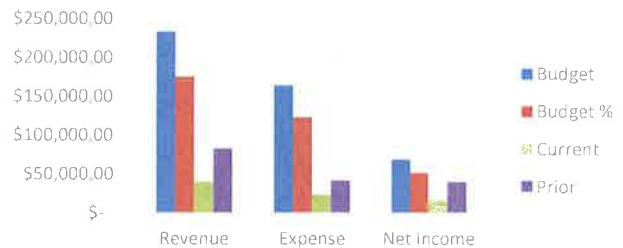


YOUTH SPORTS

We are at 18% of Budgeted Revenues and 15% of Budgeted Expenses. Our Net Income is \$24,006.61 less than this time last year.

	BUDGET	CURRENT YTD	PRIOR YTD
REVENUE	\$ 235,000.00	\$ 41,325.14	\$ 83,717.51
EXPENSES	\$ 165,250.00	\$ 24,270.30	\$ 42,656.06

YOUTH SPORTS

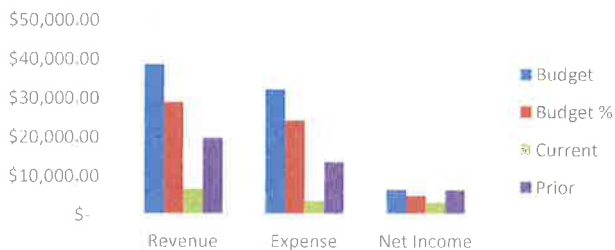


SENIORS

We are at 17% of Budgeted Revenues and 11% of Budgeted Expenses. Our Net Income is \$2,925.85 less than this time last year.

	BUDGET	CURRENT YTD	PRIOR YTD
REVENUE	\$ 38,500.00	\$ 6,710.00	\$ 19,630.61
EXPENSES	\$ 32,150.00	\$ 3,449.60	\$ 13,444.36

SENIORS



SPECIAL EVENTS

We are at 0% of Budgeted Revenues and 0% of Budgeted Expenses. Our Net Income is \$1,195.71 more than this time last year. With Special Events, we often incur expenses prior to receiving revenue (through either entrance fees or sponsorships).

	BUDGET	CURRENT YTD	PRIOR YTD
REVENUE	\$ 7,350.00	\$ -	\$ 40.00
EXPENSES	\$ 8,850.00	\$ -	\$ 1,235.71

SPECIAL EVENTS



**CHICO AREA RECREATION AND PARK DISTRICT
BOARD PROGRAM SUMMARY 2020-2021**

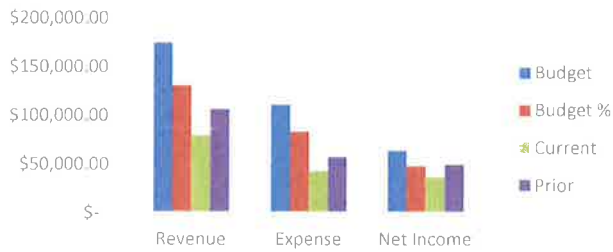
**September 2020
25% of the Year**

NATURE CENTER

We are at 47% of Budgeted Revenues and 38% of Budgeted Expenses. Our Net Income is \$10,692.46 less than this time last year.

	BUDGET	CURRENT YTD	PRIOR YTD
REVENUE	\$ 174,960.00	\$ 81,457.34	\$ 106,372.40
EXPENSES	\$ 111,163.00	\$ 42,763.78	\$ 56,986.38

NATURE CENTER



FACILITY RENTAL

We are at 2% of Budgeted Revenues and 0% of Budgeted Expenses. Our Net Income is \$63,126.59 less than this time last year.

	BUDGET	CURRENT YTD	PRIOR YTD
REVENUE	\$ 222,250.00	\$ 5,535.56	\$ 75,413.55
EXPENSES	\$ 35,250.00	\$ 65.65	\$ 6,817.05

FACILITY RENTAL



CHICO AREA RECREATION AND PARK DISTRICT (CARD)
545 Vallombrosa Ave. Chico, CA 95926 895-4711

Accounts Payable Check Register

September 2020

Salary & Benefits	915.78
Service & Supply	28,127.16
Contributions to other Agency	-
Principal Repayment	-
Interest Expense	-
Fixed Assets	-
TOTAL	29,042.94

Check #'s 74192-74224

Approved by the Board of Directors

October 15, 2020

Tom Lando
Board Chair

Ann Willmann
General Manager

CHICO AREA RECREATION AND PARK DISTRICT
545 Vallombrosa Ave. Chico, CA 95926 (530) 895-4711
October 7, 2020


CHECK REGISTER FUND 2490 FY 20/21

<u>Date</u>	<u>Ck. Num.</u>	<u>Payee</u>	<u>Amount</u>	<u>Account</u>
10/07/2020	074192	BUTTE COUNTY SHERIFF'S OFFICE	\$ 50.00	510000
10/07/2020	074193	BUTTE COUNTY SHERIFF'S OFFICE	\$ 50.00	510000
10/07/2020	074194	CA STATE DISBURSEMENT UNIT	\$ 46.14	510000
10/07/2020	074195	SEIU LOCAL 1021	\$ 769.64	510000
10/07/2020	074196	ARMED GUARD PRIVATE SECURITY INC	\$ 10,446.00	520000
10/07/2020	074197	BATTERIES PLUS BULBS # 311	\$ 18.02	520000
10/07/2020	074198	C&M AUTOMOTIVE	\$ 775.99	520000
10/07/2020	074199	CHICO AREA RECREATION & PARK DISTRICT	\$ 3,984.83	520000
10/07/2020	074200	CHICO POWER EQUIPMENT INC	\$ 37.54	520000
10/07/2020	074201	CHICO PRINCESS PARTIES, LLC	\$ 2,418.00	520000
10/07/2020	074202	CHICO ROTARY FOUNDATION	\$ 125.00	520000
10/07/2020	074203	CITY OF CHICO	\$ 568.94	520000
10/07/2020	074204	COLLIER HARDWARE	\$ 35.09	520000
10/07/2020	074205	COMMERCIAL TIRE WAREHOUSE	\$ 54.89	520000
10/07/2020	074206	G2SOLUTIONS, INC	\$ 15.00	520000
10/07/2020	074207	GATES RESALE	\$ 26.76	520000
10/07/2020	074208	HOLIDAY POOLS & SPAS	\$ 329.06	520000
10/07/2020	074209	HUNTERS SERVICES, INC.	\$ 384.00	520000
10/07/2020	074210	INDUSTRIAL POWER PRODUCTS	\$ 421.18	520000
10/07/2020	074211	J.C. NELSON SUPPLY CO	\$ 2,821.91	520000
10/07/2020	074212	JESSEE HEATING & AIR CONDITIONING	\$ 85.00	520000
10/07/2020	074213	LIMEY TEES	\$ 84.19	520000
10/07/2020	074214	MCCLELLAND AIR CONDITIONING, INC	\$ 90.00	520000
10/07/2020	074215	MEEKS BUILDING CENTER	\$ 198.39	520000
10/07/2020	074216	MISSION LINEN & UNIFORM	\$ 2,406.88	520000
10/07/2020	074217	O'REILLY AUTOMOTIVE STORES, INC.	\$ 22.50	520000
10/07/2020	074218	OFFICE DEPOT	\$ 101.53	520000
10/07/2020	074219	PAYLESS BUILDING SUPPLY	\$ 236.70	520000
10/07/2020	074220	PBM SUPPLY & MFG INC	\$ 49.76	520000
10/07/2020	074221	STREAMLINE	\$ 300.00	520000
10/07/2020	074222	THRIFTY ROOTER	\$ 140.00	520000
10/07/2020	074223	TRITES BACKFLOW SERVICES INC	\$ 40.00	520000
10/07/2020	074224	WORK TRAINING CENTER	\$ 1,910.00	520000

Total of Register \$ 29,042.94

Ann Willmann
General Manager

OR


Jason Bougie
Parks & Recreation Director

Salary & Benefits	\$ 915.78	Acct 510000
Service & Supply	\$ 28,127.16	Acct 520000
Cont. to Other Agencies	\$ -	Acct 557000
Principal Repayment	\$ -	Acct 552000
Interest Expense	\$ -	Acct 553000
Fixed Asset	\$ -	Acct 560000
Total	\$ 29,042.94	

Prepared by JB

CHICO AREA RECREATION AND PARK DISTRICT (CARD)
545 Vallombrosa Ave. Chico, CA 95926 895-4711

Manual Accounts Payable Check Register

September 2020

Salary & Benefits	32,500.95
Salary & Benefits-ACH Payroll Tax Transfer	63,233.21
Salary & Benefits-ACH CalPERS	52,640.34
Service & Supply	70,659.40
Fixed Assets	-
Contingency to other Agency	-
Principal Repayment	-
Interest Expense	-
TOTAL	219,033.90

Check #'s 074150-074191

Approved by the Board of Directors

October 15, 2020

Tom Lando
Board Chair

Ann Willmann
General Manager

Agenda Item 11

CHICO AREA RECREATION AND PARK DISTRICT
545 Vallombrosa Ave. Chico, CA 95926 (530) 895-4711
September 14, 2020

CHECK REGISTER **FUND 2490 FY 20/21**

<u>Date</u>	<u>Ck. Num.</u>	<u>Payee</u>	<u>Amount</u>	<u>Account</u>
09/14/2020	074150	BANNER BANK	\$ 2,364.19	510000

Total of Register

\$ 2,364.19



Arin Willmann
 General Manager

OR

Salary & Benefits	\$ 2,364.19	Acct 510000
Service & Supply	\$ -	Acct 520000
Cont. to Other Agencies	\$ -	Acct 557000
Principal Repayment	\$ -	Acct 552000
Interest Expense	\$ -	Acct 553000
Fixed Asset	\$ -	Acct 560000
Total	<u><u>\$ 2,364.19</u></u>	

 Jason Bougie
 Parks & Recreation Director

OR

 Michelle Niven
 Human Resources Manager

Prepared by JB

CHICO AREA RECREATION AND PARK DISTRICT
545 Vallombrosa Ave. Chico, CA 95926 (530) 895-4711
September 16, 2020

CHECK REGISTER FUND 2490 FY 20/21

<u>Date</u>	<u>Ck. Num.</u>	<u>Payee</u>	<u>Amount</u>	<u>Account</u>
09/16/2020	074151	BUTTE COUNTY SHERIFF'S OFFICE	\$ 50.00	510000
09/16/2020	074152	BUTTE COUNTY SHERIFF'S OFFICE	\$ 50.00	510000
09/16/2020	074153	CA STATE DISBURSEMENT UNIT	\$ 46.14	510000
09/16/2020	074154	IUOE LOCAL 39	\$ 713.36	510000
09/16/2020	074155	SEIU LOCAL 1021	\$ 763.98	510000
09/16/2020	074156	AT&T	\$ 792.20	520000
09/16/2020	074157	CARTER LAW OFFICES	\$ 4,500.00	520000
09/16/2020	074158	JASON MILLER	\$ 50.29	520000

Total of Register

\$ 6,965.97

 Ann Willmann
 General Manager

OR

Salary & Benefits	\$ 1,623.48	Acct 510000
Service & Supply	\$ 5,342.49	Acct 520000
Cont. to Other Agencies	\$ -	Acct 557000
Principal Repayment	\$ -	Acct 552000
Interest Expense	\$ -	Acct 553000
Fixed Asset	\$ -	Acct 560000
Total	<u><u>\$ 6,965.97</u></u>	

 Jason Bougie
 Parks & Recreation Director

OR



 Michelle Niven
 Human Resources Manager

Prepared by JB

CHICO AREA RECREATION AND PARK DISTRICT
545 Vallombrosa Ave. Chico, CA 95926 (530) 895-4711
September 18, 2020

CHECK REGISTER FUND 2490 FY 20/21

<u>Date</u>	<u>Ck. Num.</u>	<u>Payee</u>	<u>Amount</u>	<u>Account</u>
09/18/2020	074159	ANTHEM BLUE CROSS	\$ 21,426.80	510000
09/18/2020	074160	MEDICAL EYE SERVICES	\$ 445.56	510000
09/18/2020	074161	AIRGAS USA, LLC	\$ 176.04	520000
09/18/2020	074162	AT&T	\$ 876.77	520000
09/18/2020	074163	COMCAST	\$ 917.12	520000
09/18/2020	074164	COMCAST	\$ 417.43	520000
09/18/2020	074165	DEPT. OF JUSTICE	\$ 64.00	520000
09/18/2020	074166	ENTERPRISE-RECORD, MERCURY-REGISTER	\$ 281.99	520000
09/18/2020	074167	MELISSA PASQUALE	\$ 7.46	520000
09/18/2020	074168	NORTHGATE PETROLEUM COMPANY	\$ 178.25	520000
09/18/2020	074169	RECOLOGY BUTTE COLUSA COUNTIES	\$ 3,670.18	520000
09/18/2020	074170	U.S. BANK EQUIPMENT FINANCE, INC.	\$ 1,443.17	520000
09/18/2020	074171	ZEE MEDICAL COMPANY	\$ 133.63	520000

Total of Register

\$ 30,038.40


 Ann Willmann
 General Manager

OR

Salary & Benefits	\$ 21,872.36	Acct 510000
Service & Supply	\$ 8,166.04	Acct 520000
Cont. to Other Agencies	\$ -	Acct 557000
Principal Repayment	\$ -	Acct 552000
Interest Expense	\$ -	Acct 553000
Fixed Asset	\$ -	Acct 560000
Total	<u>\$ 30,038.40</u>	

 Jason Bougie
 Parks & Recreation Director

OR



 Michelle Niven
 Human Resources Manager

Prepared by JB

CHICO AREA RECREATION AND PARK DISTRICT
 545 Vallombrosa Ave. Chico, CA 95926 (530) 895-4711
 September 24, 2020


CHECK REGISTER **FUND 2490 FY 20/21**

<u>Date</u>	<u>Ck. Num.</u>	<u>Payee</u>	<u>Amount</u>	<u>Account</u>
09/24/2020	074172	BANNER BANK	\$ 2,443.69	510000

Total of Register \$ 2,443.69

 Ann Willmann
 General Manager

OR



 Jason Bougie
 Parks & Recreation Director

OR

 Michelle Niven
 Human Resources Manager

Salary & Benefits	\$ 2,443.69	Acct 510000
Service & Supply	\$ -	Acct 520000
Cont. to Other Agencies	\$ -	Acct 557000
Principal Repayment	\$ -	Acct 552000
Interest Expense	\$ -	Acct 553000
Fixed Asset	\$ -	Acct 560000
Total	<u><u>\$ 2,443.69</u></u>	

Prepared by JB

CHICO AREA RECREATION AND PARK DISTRICT
545 Vallombrosa Ave. Chico, CA 95926 (530) 895-4711
September 25, 2020

CHECK REGISTER FUND 2490 FY 20/21

<u>Date</u>	<u>Ck. Num.</u>	<u>Payee</u>	<u>Amount</u>	<u>Account</u>
09/25/2020	074173	HUMANA INSURANCE CO	\$ 3,428.55	510000
09/25/2020	074174	SARAH ANGELOCCI	\$ 326.58	510000
09/25/2020	074175	CHICO U LOCK IT	\$ 149.00	520000
09/25/2020	074176	COMCAST	\$ 136.96	520000
09/25/2020	074177	JOHNSON CONTROLS, INC.	\$ 2,695.25	520000
09/25/2020	074178	METAGRAPHICS	\$ 150.15	520000
09/25/2020	074179	MISSION LINEN & UNIFORM	\$ 157.10	520000
09/25/2020	074180	MISSION LINEN & UNIFORM	\$ 2,051.69	520000
09/25/2020	074181	RAY MORGAN COMPANY	\$ 200.70	520000

Total of Register \$ 9,295.98


Ann Willmann
General Manager

OR

Salary & Benefits	\$ 3,755.13	Acct 510000
Service & Supply	\$ 5,540.85	Acct 520000
Cont. to Other Agencies	\$ -	Acct 557000
Principal Repayment	\$ -	Acct 552000
Interest Expense	\$ -	Acct 553000
Fixed Asset	\$ -	Acct 560000
Total	<u><u>\$ 9,295.98</u></u>	

Jason Bougie
Parks & Recreation Director

OR


Michelle Niven
Human Resources Manager

Prepared by JB

CHICO AREA RECREATION AND PARK DISTRICT
545 Vallombrosa Ave. Chico, CA 95926 (530) 895-4711
September 29, 2020

CHECK REGISTER FUND 2490 FY 20/21

<u>Date</u>	<u>Ck. Num.</u>	<u>Payee</u>	<u>Amount</u>	<u>Account</u>
09/29/2020	074182	AFLAC	\$ 442.10	510000
09/29/2020	074183	ARMED GUARD PRIVATE SECURITY INC	\$ 11,405.16	520000
09/29/2020	074184	BURKE, WILLIAMS & SORENSEN, LLP	\$ 1,290.50	520000
09/29/2020	074185	CALIFORNIA WATER SERVICE	\$ 6,449.19	520000
09/29/2020	074186	CITY OF CHICO	\$ 1,997.24	520000
09/29/2020	074187	COMCAST	\$ 179.48	520000
09/29/2020	074188	KRONOS SAASHR, INC	\$ 3,433.42	520000
09/29/2020	074189	PACIFIC GAS AND ELECTRIC	\$ 24,856.82	520000
09/29/2020	074190	PURE WATER PARTNERS LLC	\$ 289.25	520000
09/29/2020	074191	VERIZON WIRELESS	\$ 1,708.96	520000

Total of Register

\$ 52,052.12



Ann Willmann
General Manager

OR

Salary & Benefits	\$ 442.10	Acct 510000
Service & Supply	\$ 51,610.02	Acct 520000
Cont. to Other Agencies	\$ -	Acct 557000
Principal Repayment	\$ -	Acct 552000
Interest Expense	\$ -	Acct 553000
Fixed Asset	\$ -	Acct 560000
Total	<u><u>\$ 52,052.12</u></u>	

Jason Bougie
Parks & Recreation Director

OR

Michelle Niven
Human Resources Manager

Prepared by JB

**CHICO AREA RECREATION AND PARK DISTRICT (CARD)
545 Vallombrosa Ave. Chico, CA 95926 895-4711**

Payroll Check Register

September 2020

PPE	Pay Date	Checks	Amount
9/4/2020 ACH	9/11/2020	DIRECT DEPOSIT	88,615.86
9/4/2020	9/11/2020	119762-119771	3,875.24
9/18/2020 ACH	9/17/2020	DIRECT DEPOSIT	318.79
9/18/2020	9/17/2020	119772-119773	228.38
9/18/2020 ACH	9/25/2020	DIRECT DEPOSIT	88,037.79
9/18/2020	9/25/2020	119745-119761	4,054.85
9/18/2020	9/28/2020	119784	142.51
Total			185,273.42

Approved by the Board of Directors

October 15, 2020

Tom Lando
Board Chair

Ann Willmann
General Manager

Agenda Item 11

CHICO AREA RECREATION AND PARK DISTRICT (CARD)
545 Vallombrosa Ave. Chico, CA 95926 895-4711

Refund Check Register

September 2020

Service & Supply-Refund Checks

7,720.88

TOTAL

Check #'s

029010-029021	4,316.16
029023-029024	865.72
029025-029030	1,410.00
029031-029033	1,129.00

Active Network Credit Card Refunds 7,024.40

Approved by the Board of Directors

October 15, 2020

Tom Lando
Board Chair

Ann Willmann
General Manager

Agenda Item 11

CHICO AREA RECREATION AND PARK DISTRICT (CARD)
545 Vallombrosa Ave. Chico, CA 95926 895-4711

Revenue

August 2020

Net Revenue

Rents	21,958.11
Reimbursements	(50.00)
Misc.	966.00
Fees	273,057.39
 Sub Total	 295,931.50
 Other Income	 -
Donations	-
 RDA Pass Through	 -
Sale of Surplus Assets	-
City of Chico Reimbursements	23,157.31
Baroni Park	-
Prop 12 Funding	-
Pro Rata Share	-
Grant Revenue	-
 Fund 2480 Trust Obligations	
 Fund 2486 Chico Rotary/CARD	 -
 TOTAL	 319,088.81

Approved by the Board of Directors

October 15, 2020

Tom Lando
Board Chair

Ann Willmann
General Manager

Agenda Item 11

**CHICO AREA RECREATION AND PARK DISTRICT (CARD)
545 Vallombrosa Ave. Chico, CA 95926 895-4711**

Previously submitted check #029039 dated October 7, 2020 in the amount of \$319,088.81

August 2020

FUND 2490

4530106	RDA Pass Through	-	-
4600001	Rent	21,958.11	
	Fees	273,057.39	295,015.50
4700001	Misc.	966.00	
	Rebates/Reimbursements	(50.00)	
	City of Chico Reimbursements	23,157.31	
	Baroni Park	-	
	Pro Rata Share	-	
	Other Income	-	
	Donations	-	
	Grant Revenue	-	24,073.31
	FUND 2490 total		319,088.81

FUND 2480

280	Trust Obligations	-
-----	-------------------	---

FUND 2483

4616250	Prop 12 Grant Fund	-
---------	--------------------	---

FUND 2486

4700001	Chico Rotary/CARD	-
---------	-------------------	---

Checks Total **319,088.81**



 Jason Bougie
 Parks & Recreation Director

VENDOR: 124000 BUTTE COUNTY TREASURER 10/07/2020 CHECK NO. 29039

VOUCHER NO.	INVOICE NO.	INVOICE DATE	INVOICE AMOUNT	AMOUNT PAID	DISCOUNT TAKEN	NET CHECK AMOUNT
104335	REV 08/20	10/07/2020	319,088.81			319,088.81

Check Total 319,088.81

CHECK NO. 29039
 CHECK DATE 10/07/2020
 VENDOR NO. 124000



CHECK NO. 029039

GOLDEN VALLEY BANK
 190 COHASSET RD. STE. 170
 CHICO, CA 95926
 90-4427/1211

Chico Area Recreation and Park District
 545 VALLOMBROSA AVENUE CHICO, CALIFORNIA 95926 (530) 895-4711

Three hundred nineteen thousand and eighty-eight and 81/100 USD

CHECK AMOUNT
 \$ 319,088.81
REFUND CHECK

PAY TO THE ORDER OF BUTTE COUNTY TREASURER
 25 COUNTY CENTER DR STE 120
 OROVILLE CA 95965

VOID 6 MONTHS FROM DATE OF ISSUE


 AUTHORIZED SIGNATURE MP

THE SECURITY FEATURES ON THIS DOCUMENT INCLUDE A MICRO-PRINT SIGNATURE LINE AND BLEED THROUGH MICR NUMBERING.

⑈029039⑈ ⑆121144272⑆ 0100043835⑈

VENDOR: 124000 BUTTE COUNTY TREASURER 10/07/2020 CHECK NO. 29039

VOUCHER NO.	INVOICE NO.	INVOICE DATE	INVOICE AMOUNT	AMOUNT PAID	DISCOUNT TAKEN	NET CHECK AMOUNT
104335	REV 08/20	10/07/2020	319,088.81			319,088.81

Check Total 319,088.81

**COUNTY OF BUTTE
AUDITORS CERTIFICATE AND TREASURER'S RECEIPT
OROVILLE, CA 95965**

RECEIVED FROM: CARD
CONTACT #: (530) 895-4711

ATR NUMBER:	
DEPT. ID #	RR
DATE:	10/8/2020
BAG #:	

DESCRIPTION	RCVBLE NUMBER:	FUND/CHARGE CODE	ACCOUNT CODE	PROJECT CODE	AMOUNT
-------------	----------------	------------------	--------------	--------------	--------

CARD-Charges for Service (Rent, Concessions, Fees)		24900000	462005		\$ 295,015.50
---	--	----------	--------	--	---------------

CARD-Miscellaneous Revenue (Misc, Rebates, Other Income,		24900000	473000		\$ 24,073.31
---	--	----------	--------	--	--------------

CARD-Park Fees Trust Obligations		24800000	462000		\$ -
-------------------------------------	--	----------	--------	--	------

CARD-Rotary Foundation Trust Miscellaneous Revenue		24860000	473000		\$ -
---	--	----------	--------	--	------



CARD-Parks & Recreation Director

Check #:	029039
Check Date:	10/07/20
Amount:	\$ 319,088.81

TOTAL		\$	319,088.81
--------------	--	-----------	-------------------

Special Notes:

APPROVED BY AUDITOR-CONTROLLER:	RECEIVED BY TREASURER:
--	-----------------------------------



**REGULAR MEETING OF THE CHICO AREA
RECREATION AND PARK DISTRICT BOARD OF DIRECTORS
545 VALLOMBROSA AVENUE, CHICO, CA 95926
(Draft)
MINUTES
September 17, 2020**

Board Members Present: Tom Lando, Chair
Thomas Nickell, Vice Chair
Michael Worley, Board Member
Michael McGinnis, Board Member
Dave Donnan, Board Member

Staff Members Present: Ann Willmann, General Manager
Jason Bougie, Director of Parks and Recreation
Heather Childs, Finance Manager
Jennifer Marciales, Executive Assistant

Legal Counsel Present: Jeff Carter, Attorney at Law

1.0 CALL TO ORDER

1.1 Roll Call

The meeting was called to order at 6:00 p.m., and roll call was taken as noted above. Director Nickell appeared via Zoom Conference.

2.0 CORRESPONDENCE

There was no correspondence.

3.0 PUBLIC COMMENTS

There were no comments.

4.0 PRESENTATIONS

There were no presentations.

5.0 CONSENT AGENDA

M/S/C/ (Directors Worley/Nickell) that the Board of Directors approves the consent agenda as presented.

The roll call vote was as follows: Ayes carried

Ayes: Lando, Worley, Nickell, McGinnis, Donnan

Noes: None

Abstain: None

Absent: None

6.0 REGULAR AGENDA

No items were removed from the consent agenda.

7.0 UNFINISHED BUSINESS

7.1 District Update

General Manager Willmann and Park and Recreation Director Bougie reviewed their staff report with the Board and provided an update on Centennial Park, School Time/Afterschool Care, and Sports Skills and Drills.

8.0 NEW BUSINESS

8.1 Prop 68 Competitive Grant Opportunities

M/S/C/ (Directors McGinnis/Worley) that the Board of Directors directs staff to engage in community outreach and present a proposed plan to the Board for approval prior to submitting the application for Prop 68 Competitive Grant Funds.

The roll call vote was as follows: Ayes carried

Ayes: Lando, Worley, Nickell, McGinnis, Donnan

Noes: None

Abstain: None

Absent: None

9.0 BOARD OF DIRECTORS' REPORTS/SPECIAL ASSIGNMENTS

9.1 Butte County Special Districts Association/LAFCO

There were no comments.

9.2 Other Reports

There were no comments.

10.0 DIRECTORS' COMMENTS

Director McGinnis suggested that a groundbreaking ceremony be scheduled for Centennial Park.

11.0 GENERAL MANAGER'S COMMENTS

There were no comments.

12.0 STAFF COMMENTS

There were no comments.

13.0 ADJOURNMENT

There being no further business, the Regular Meeting of the Board of Directors was adjourned at 6:20 p.m. to the next meeting of the Board of Directors of the Chico Area Recreation and Park District.

Respectfully submitted,

Ann Willmann, General Manager
Secretary to the Board



Chico Area Recreation and Park District "Helping People Play"

Staff Report 20-33
Agenda Item 7.1

STAFF REPORT

DATE: October 15, 2020
TO: Board of Directors
FROM: Ann Willmann, General Manager
Jason Bougie, Parks and Recreation Director
SUBJECT: District Update

Centennial Park

Permits have been received and the construction company started mobilization. Grading of the land will take place first and then installation of the walkways and playground retaining walls. At the same time, a small team of Rotarians will be working to install drainage for the trees around the perimeter of the park. The first big Rotary workday will be October 24, 2020. The club will be working to install the split rail fencing that will be on three sides of the park. Future workdays will include tree and shrub planting, boulder installation and placement of decomposed granite around the perimeter of the park.

School Time/Afterschool Care

Since Butte County has been moved to the Red Tier of the State monitoring system, Chico Unified School District (CUSD) is preparing to move to in-person instruction with a modified schedule. Staff is currently working with CUSD to adjust programming to meet the new schedule. The goal is to have programs on school campuses; however space will be limited due to capacity of available space on each campus. The estimated date of return to in-person instruction is October 19, 2020.

Youth Sports Skills and Drills

Our skills and drills programs have been able to move indoors and registration is near capacity. Each program is able to accommodate social distancing requirements. Skills and drills are being offered in basketball, football, and volleyball. Participants are grateful for both the social and physical benefits of participation.

By _____
Ann Willmann
General Manager

By _____
Jason Bougie
Director of Parks and Recreation



Chico Area Recreation and Park District "Helping People Play"

Staff Report 20-34
Agenda Item 7.2

STAFF REPORT

DATE: October 15, 2020
TO: Board of Directors
FROM: Ann Willmann, General Manager
SUBJECT: Resolution Approving Application for Competitive Grant Funds for the State Department of Parks and Recreation Prop 68 Funding

Discussion

In June 2018, California voters approved the selling of bonds to generate funds for park rehabilitation, creation, and improvements. The grant application range is \$200,000 - \$8.5 million. At the September 17, 2020 Regular Board Meeting, the Board directed staff to engage in community outreach and submit an application for funding of additional phases of DeGarmo Park.

In order to apply for use of the competitive grant funding, agencies must pass a resolution authorizing the agency representative to submit applications for funding.

Recommendation

It is recommended that the Board of Directors adopt Resolution 20-7 Approving the Application for Statewide Park Development and Community Revitalization Program Grant Funds.

By _____
Ann Willmann
General Manager



CHICO AREA RECREATION AND PARK DISTRICT

545 VALLOMBROSA AVE, CHICO, CA 95926
PHONE (530) 895-4711 FAX (530) 895-4721

RESOLUTION 20-7

RESOLUTION OF THE BOARD OF DIRECTORS OF THE CHICO AREA RECREATION AND PARK DISTRICT Approving the Application for STATEWIDE PARK DEVELOPMENT AND COMMUNITY REVITALIZATION PROGRAM GRANT FUNDS

WHEREAS, the State Department of Parks and Recreation has been delegated the responsibility by the Legislature of the State of California for the administration of the Statewide Park Development and Community Revitalization Grant Program, setting up necessary procedures governing the application; and

WHEREAS, said procedures established by the State Department of Parks and Recreation require the Applicant to certify by resolution the approval of the application before submission of said application to the State; and

WHEREAS, successful Applicants will enter into a contract with the State of California to complete the Grant Scope project;

NOW, THEREFORE, BE IT RESOLVED that the Board of Directors hereby:

APPROVES THE FILING OF AN APPLICATION FOR THE DEGARMO PARK EXPANSION); AND

1. Certifies that said Applicant has or will have available, prior to commencement of any work on the project included in this application, the sufficient funds to complete the project if the grant is awarded; and
2. Certifies that if the project is awarded, the Applicant has or will have sufficient funds to operate and maintain the project, and
3. Certifies that the Applicant has reviewed, understands, and agrees to the General Provisions contained in the contract shown in the Grant Administration Guide; and
4. Delegates the authority to the General Manager to conduct all negotiations, sign and submit all documents, including, but not limited to applications, agreements, amendments, and payment requests, which may be necessary for the completion of the Grant Scope; and
5. Agrees to comply with all applicable federal, state and local laws, ordinances, rules, regulations and guidelines.
6. Will consider promoting inclusion per Public Resources Code §80001(b)(8 A-G).

Approved and adopted the 15th day of October, 2020

I, the undersigned, hereby certify that the foregoing Resolution Number 20-7 was duly adopted by the Board of Directors following a roll call vote:

Ayes:

Noes:

Absent:

Clerk